

CENAC September 21, 2016



Toronto Pearson
International Airport | Aéroport International

Noise Statistics Update

COMMUNITY ENVIRONMENT AND NOISE ADVISORY COMMITTEE UPDATE



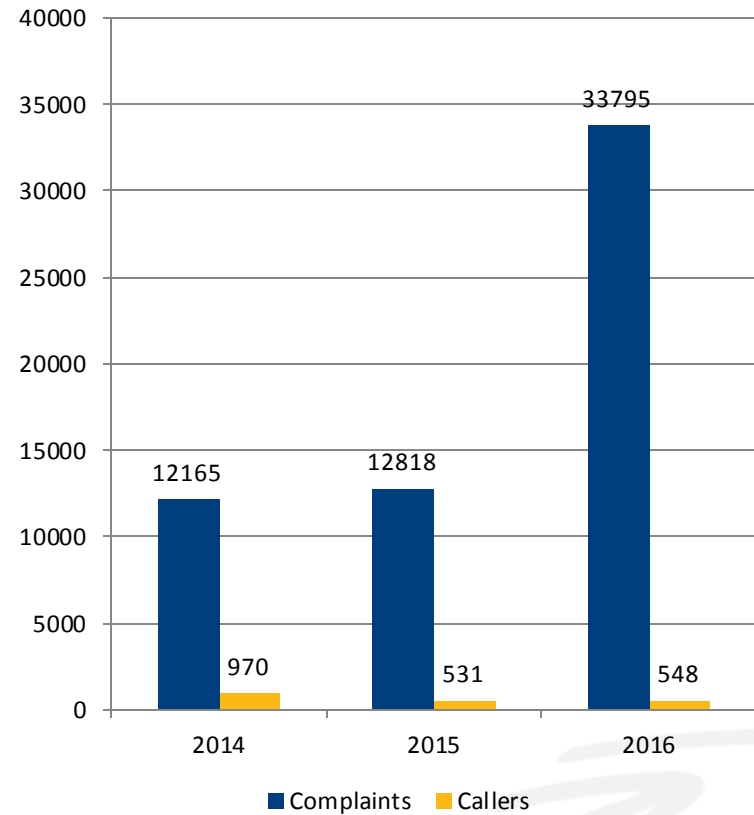
Toronto Pearson

Complaints & Callers

**2016 Complaints and Callers
(By Month)**

MONTH	COMPLAINTS	CALLERS
January	4,155	98
February	5,232	96
March	4,845	137
April	4,431	145
May	4,972	168
June	3,843	195
July	6,317	159
August		
September		
October		
November		
December		

**Noise Complaints and Callers
(Month to Month, 2014-2016)**



Complaints & Callers

[Year to Date, By Forward Sortation Area (FSA)]

FSA	COMPLAINTS	CALLERS
L0G	1	1
L0P	3	1
L3P	856	1
L3T	7	5
L4H	77	13
L4J	2	2
L4K	1	1
L4L	159	2
L4T	105	6
L4W	148	19
L4X	14	4
L4Y	28	5
L4Z	42	13
L5C	1	1
L5E	2	1
L5G	12	2
L5H	3	1
L5J	4	3
L5L	2	2
L5M	22	10
L5N	494	12
L5R	3	2
L5V	4	3
L5W	3	3
L6A	2	2
L6C	3	1
L6E	1	1
L6H	5049	84
L6J	3	2
L6K	1	1
L6L	22	3
L6M	2471	32

FSA	COMPLAINTS	CALLERS
L6P	12	3
L6R	7	4
L6S	41	4
L6T	82	7
L6W	10	6
L6X	2	2
L6Y	10	7
L7C	2	1
L7E	11	1
L7G	2996	18
L7K	28	1
L9T	20	5
M1C	376	1
M1M	1	1
M1R	1	1
M2J	4	1
M2K	1	1
M2L	3	1
M2M	15	2
M2N	4	2
M2P	1	1
M3A	31	2
M3B	3932	7
M3C	2	1
M3H	2	2
M3J	1	1
M3L	5	4
M3M	9	2
M4B	1	1
M4C	63	2
M4G	104	10
M4J	1	1

FSA	COMPLAINTS	CALLERS
M4K	1	1
M4N	95	3
M4P	40	4
M4R	85	4
M4S	1168	16
M4T	5	4
M4V	15	4
M5M	18	3
M5N	5	3
M5P	15	3
M5R	32	2
M6A	1	1
M6C	395	2
M6E	1	1
M6H	23	3
M6J	1	1
M6K	1	1
M6N	1	1
M6P	419	6
M6R	225	12
M6S	9666	7
M8V	8	4
M8W	68	16
M9A	11	3
M9B	24	8
M9C	1513	40
M9M	32	22
M9N	1	1
M9P	40	4
M9R	2514	17
M9V	8	3
M9W	41	6
Total	33795	548

Complaints & Callers

(Year to Date, By Federal Riding)

RIDING	COMPLAINTS	CALLERS
Beaches-East York	64	3
Brampton Centre	123	11
Brampton East	18	6
Brampton North	2	2
Brampton South	19	12
Brampton West	2	2
Davenport	24	4
Don Valley East	3965	10
Don Valley North	5	2
Don Valley West	1392	32
Dufferin-Caledon	41	3
Eglinton-Lawrence	109	11
Etobicoke Centre	1860	65
Etobicoke North	2289	15
Etobicoke-lakeshore	78	21
Humber River-Black Creek	37	26
King-Vaughan	74	11
Markham-Stouffville	856	1
Markham-Thornhill	3	3
Markham-Unionville	4	2
Milton	23	6

RIDING	COMPLAINTS	CALLERS
Mississauga Centre	4	3
Mississauga East-Cooksville	163	25
Mississauga-Erin Mills	15	9
Mississauga-Lakeshore	48	10
Mississauga-Malton	152	23
Mississauga-Streetsville	505	17
Oakville	1139	54
Oakville North-Burlington	6407	68
Parkdale-High park	10311	26
Scarborough Centre	1	1
Scarborough-Guildwood	1	1
Scarborough-Rouge Park	376	1
Thornhill	7	5
Toronto-Danforth	2	2
Toronto-St.Paul's	477	15
University-Rosedale	5	4
Vaughan-Woodbridge	165	7
Wellington-Halton Hills	2996	18
Willowdale	19	4
York Centre	12	5
York South-Weston	2	2
Total	33795	548

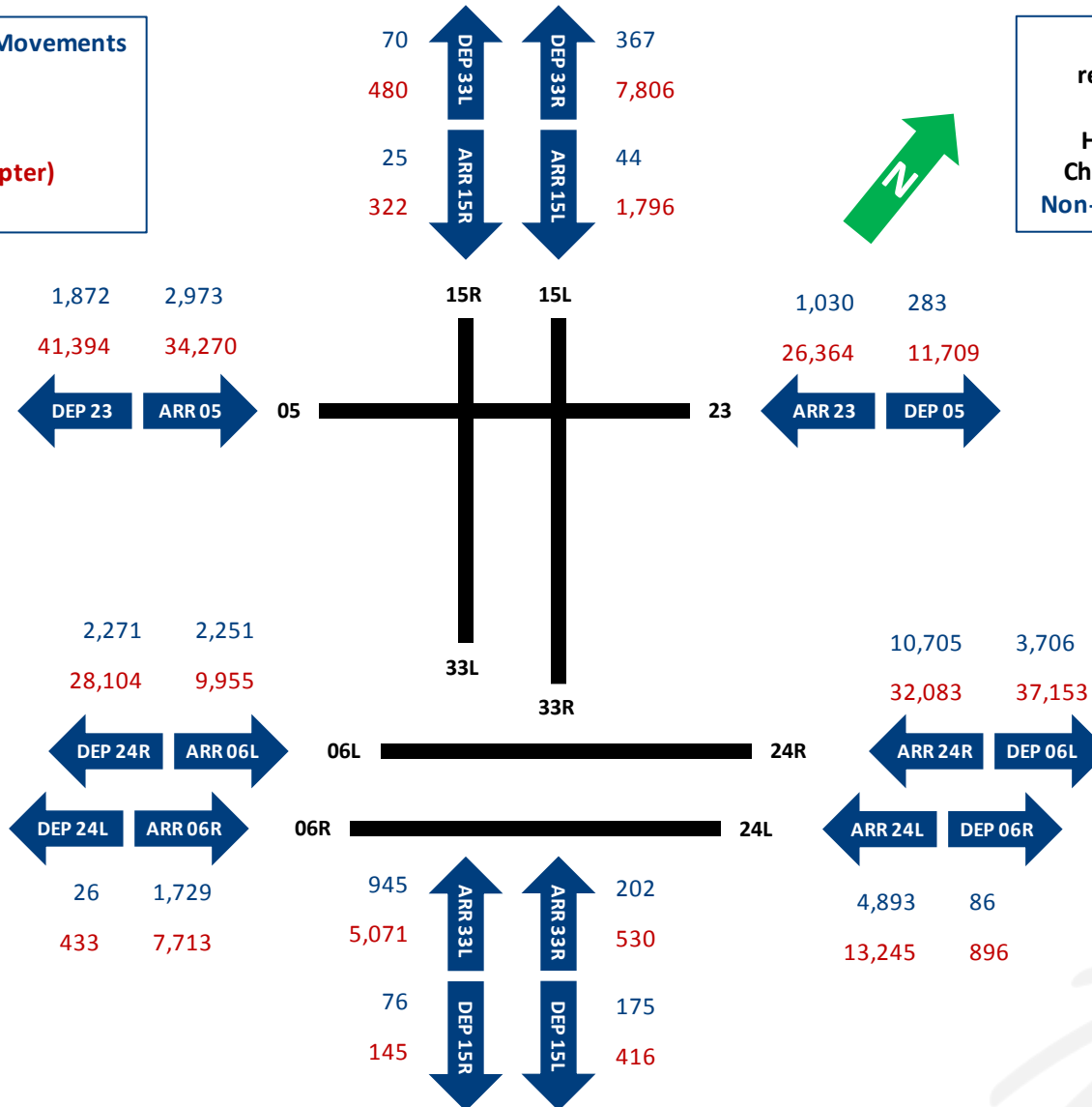
Runway Movements & Complaints

January to August 2016

Complaints by Runway Movements
Total = 33,729

Runway Movements
(does not include Helicopter)
Total = 259,885

Throughout the year, we also receive complaints against non-runway operations, including Helicopter, Instrument Landing Checks Overshoots, and Run Ups
Non-Runway Complaints Total = 66



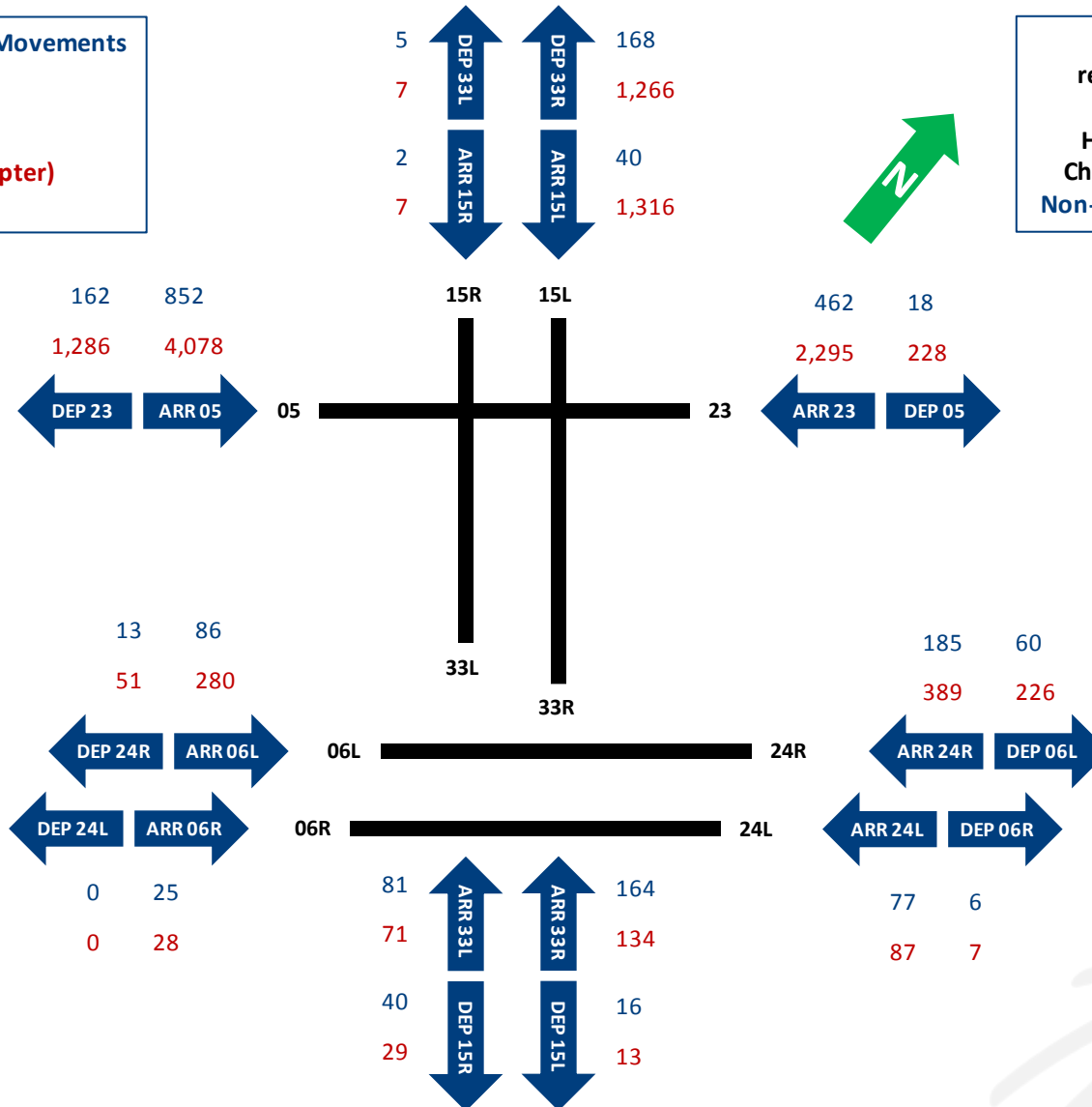
Runway Movements & Complaints

January to August 2016 – Preferential Hours (00:00 – 06:29)

Complaints by Runway Movements
Total = 2,462

Runway Movements
(does not include Helicopter)
Total = 11,798

Throughout the year, we also receive complaints against non-runway operations, including Helicopter, Instrument Landing Checks Overshoots, and Run Ups
Non-Runway Complaints Total = 33



Runway Movements & Complaints

January to August 2016 Restricted Hours (00:30 – 06:29)

* Report reflects runway movements – complaints for calendar year, not night flight budget year

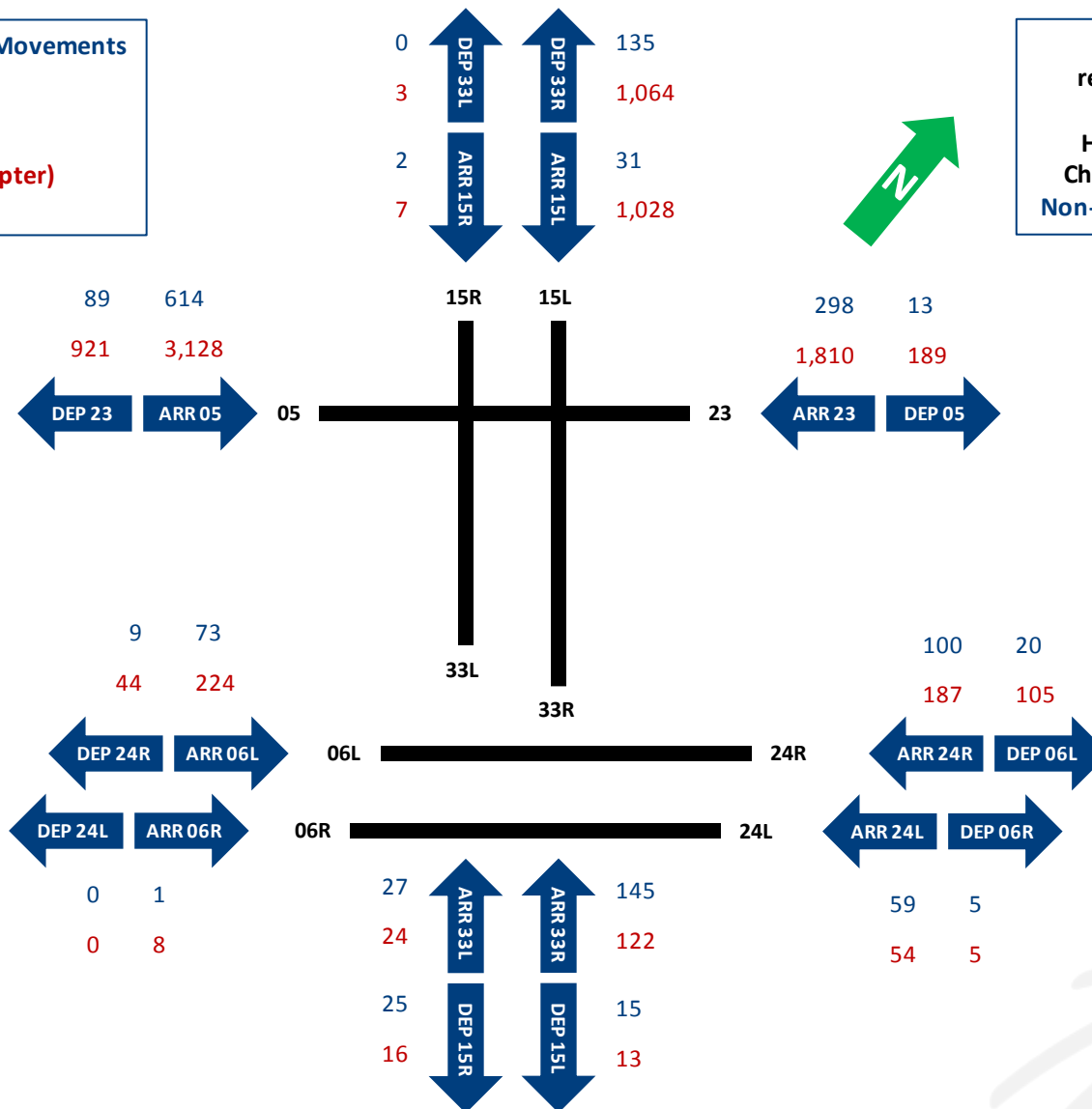
Complaints by Runway Movements

Total = 1,661

Runway Movements
(does not include Helicopter)

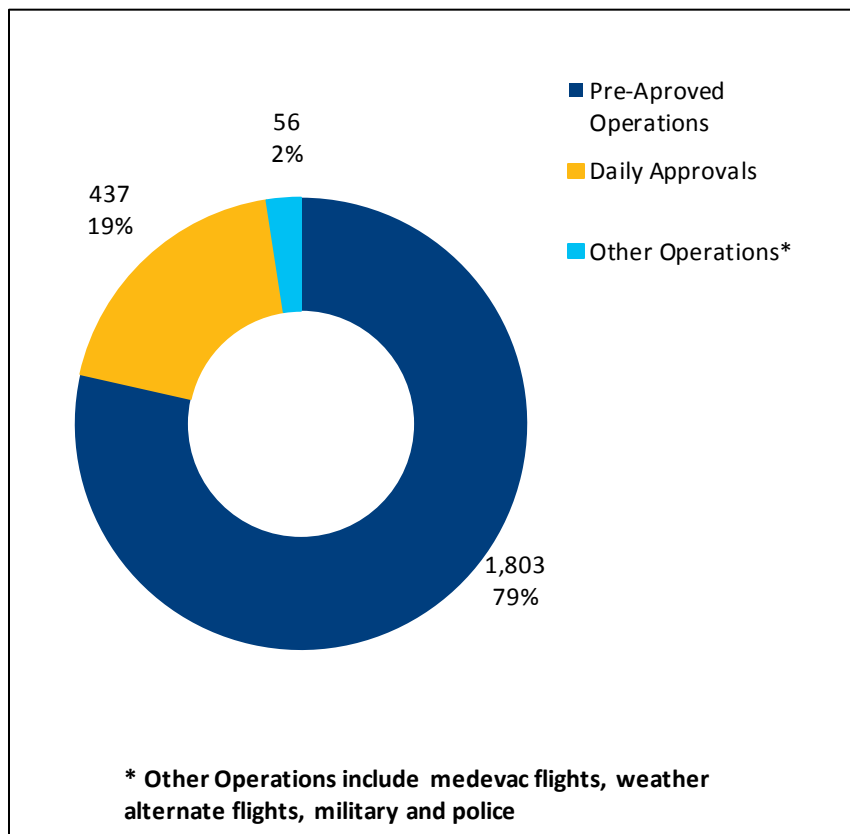
Total = 8,952

Throughout the year, we also receive complaints against non-runway operations, including Helicopter, Instrument Landing Checks Overshoots, and Run Ups
Non-Runway Complaints Total = 33

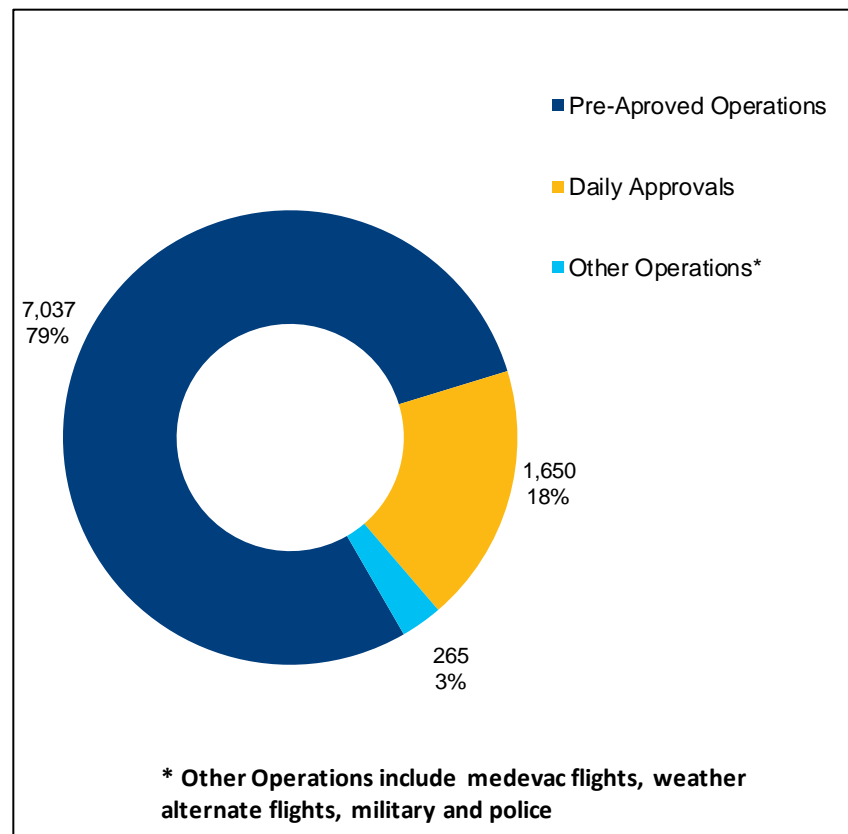


Restricted Hour Flights

November 1 – December 31, 2015



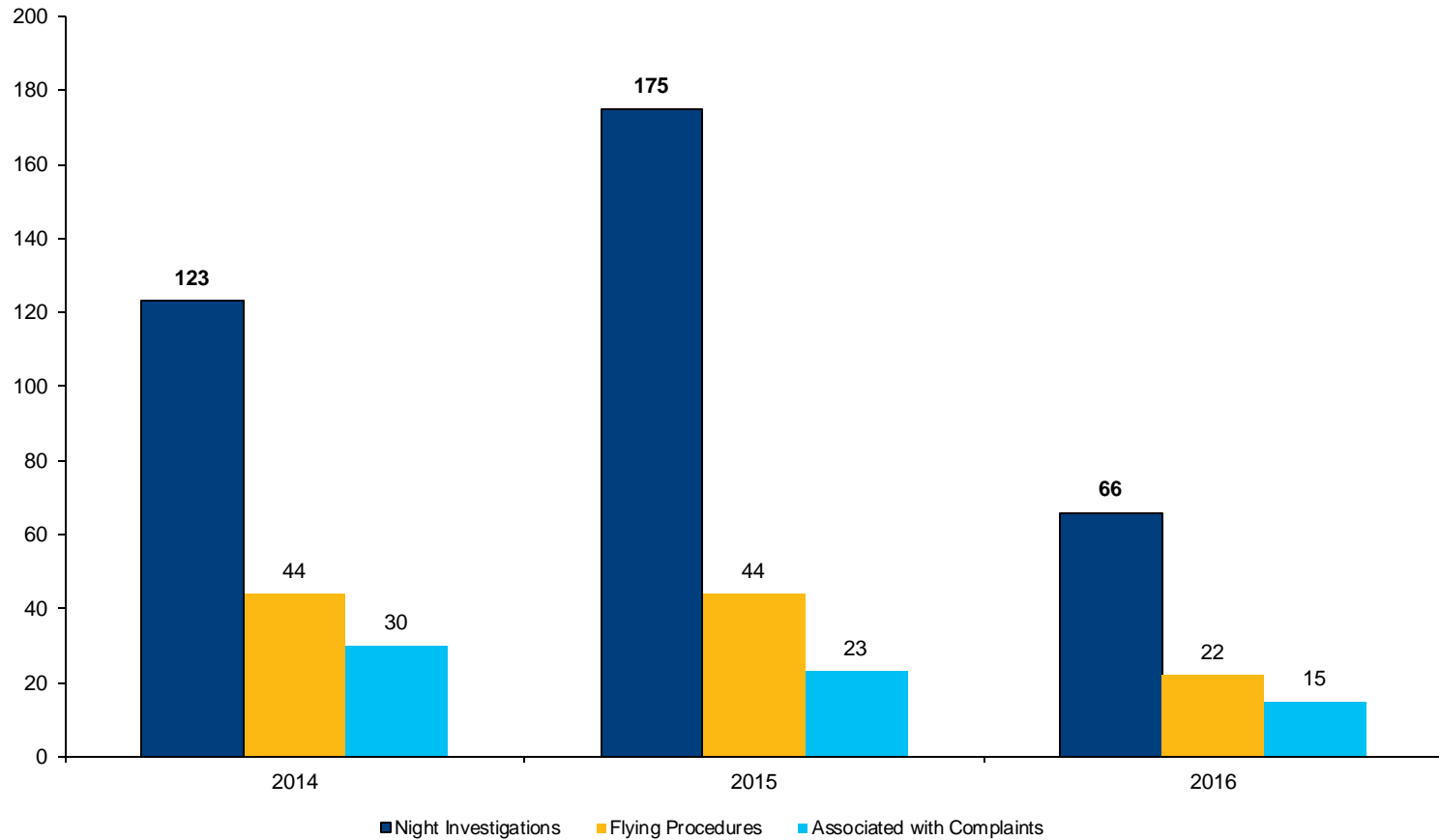
January 1 – July 31, 2016



Enforcement Investigations

Enforcement Investigations

January - July 2014-2016



Operational Trials Updates

North South Early Jet Turns

Certain small jet aircraft are permitted to turn to course shortly after takeoff on the east/west runways between 07:00 and 23:00.

- This is standard procedure since 2005.
- During the trial, early turns are also permitted on the north/south runways.

From March 3, 2008 to July 31, 2016

- 2, 571 eligible jet aircraft (18%) participated
- 10 complaints are attributed to this trial.

Propeller Turns Extended Hours

Propeller aircraft are permitted to turn to course shortly after takeoff from any runway between the hours of 07:00 and 23:00.

- This is standard procedure since the 1970s.
- During the trial, prop turns are also permitted from 06:30 until 23:30.

From March 3, 2008 to July 31, 2016

- 3,788 props (89%) turned between 06:30 and 06:59
- 8,997 props (83%) turned between 11:01 and 11:30 p.m.
- 322 complaints are attributed to this trial.



Thank you



Toronto Pearson
International Airport | Aéroport International