

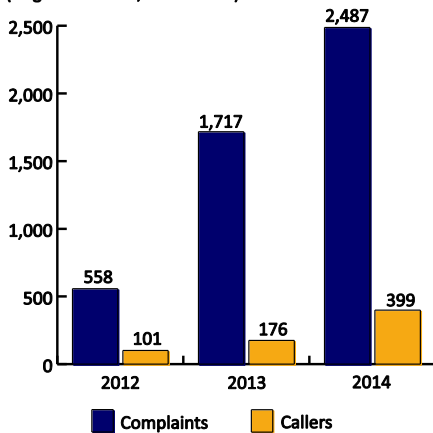
COMMUNITY ENVIRONMENT AND NOISE ADVISORY COMMITTEE UPDATE



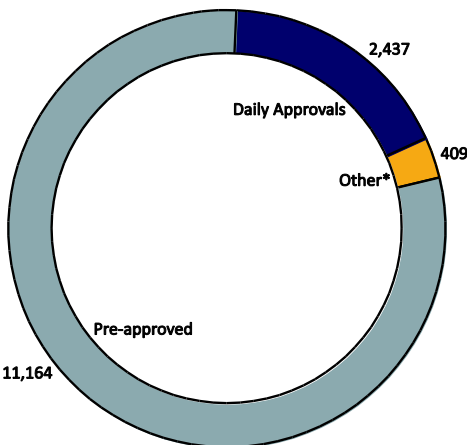
NOVEMBER 2014

Toronto Pearson

Noise Complaints and Callers (August–October, 2012–2014)

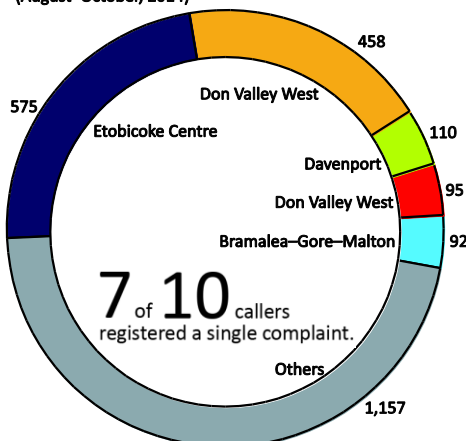


Restricted Hours Flights (November 2013–October 2014)



*Other operations include medevac flights, weather alternate flights, military and police.

Top Five Callers vs. All Other Callers (August–October, 2014)



This chart shows the number of complaints made by our five most frequent callers, identified by location.

Toronto Pearson: the unique value of a hub airport

As Canada’s largest and North America’s second largest international airport, Toronto Pearson is a hub for the movement of people and goods across the country and around the world.

Leading research firm Frontier Economics considered the economic impacts of Toronto Pearson, focusing on traditional factors including Gross Domestic Product (GDP), jobs, employment income and taxes. They also explored how Toronto Pearson as a global hub powers international trade and economic growth.

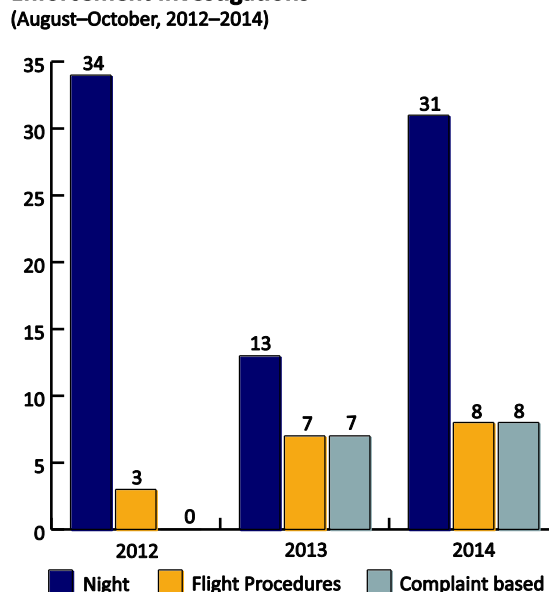
They found that Toronto Pearson supports 277,000 jobs, or 4.2 per cent of working Ontarians, and generates \$35.4 billion, or 5.6 per cent of Ontario’s GDP—more than the financial services or real estate industries. [Read their report.](#)

Early Turn Trial

The trial program allowing early turns on the north/south runways and extended prop turn hours continues.

Throughout the trial so far, from March 3, 2008, to October 31, 2014, 2,335 eligible jet aircraft (19 per cent) conducted an early turn off the north/south runways, resulting in nine complaints. During this time, 3,356 props (92 per cent) conducted early turns between the hours of 6:30 and 6:59 a.m., while 6,402 (83 per cent) initiated early turns between 11:01 and 11:30 p.m., resulting in 237 complaints.

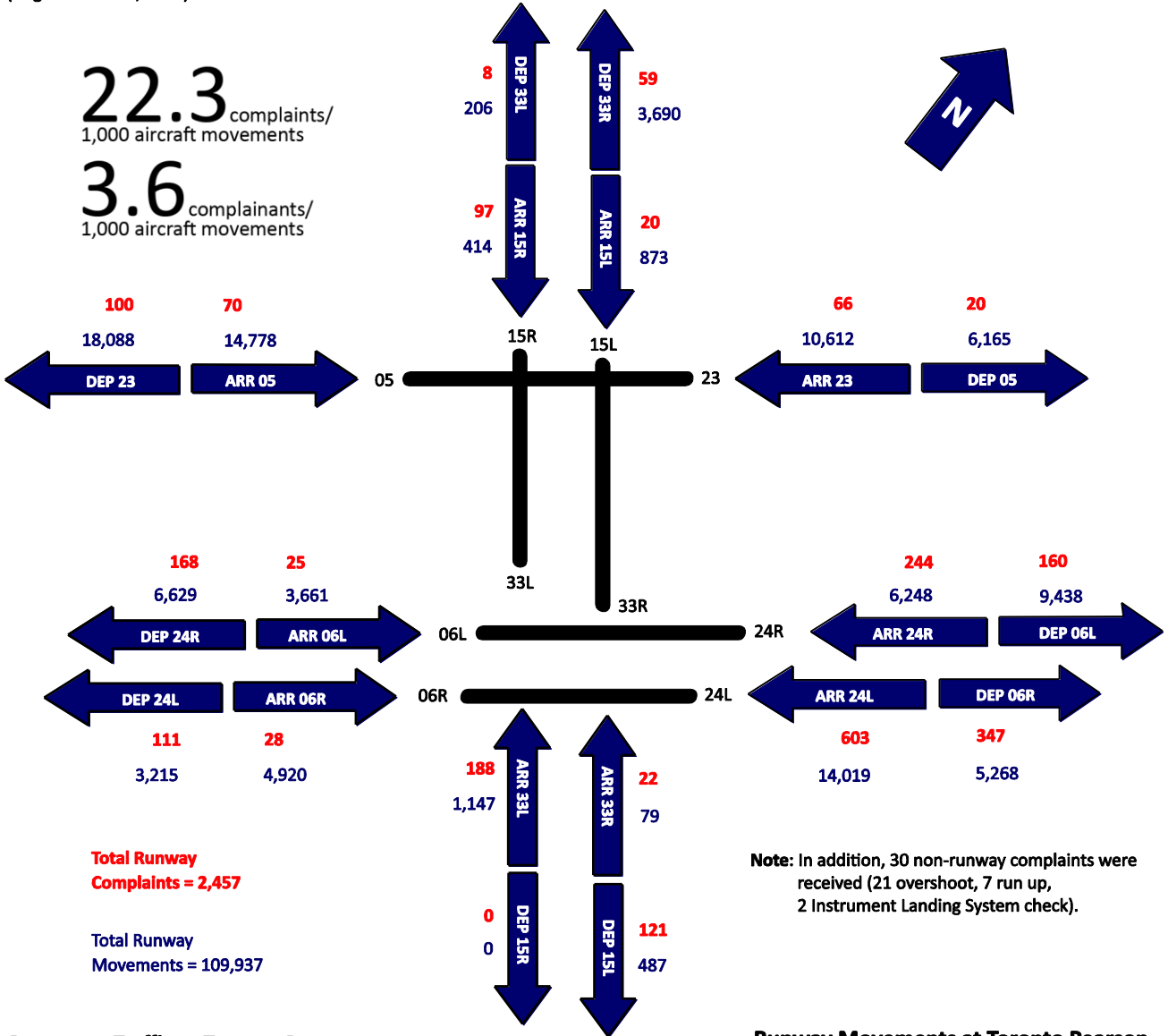
Enforcement Investigations (August–October, 2012–2014)



Runway Movements and Noise Complaints by Runway Operation
(August–October, 2014)

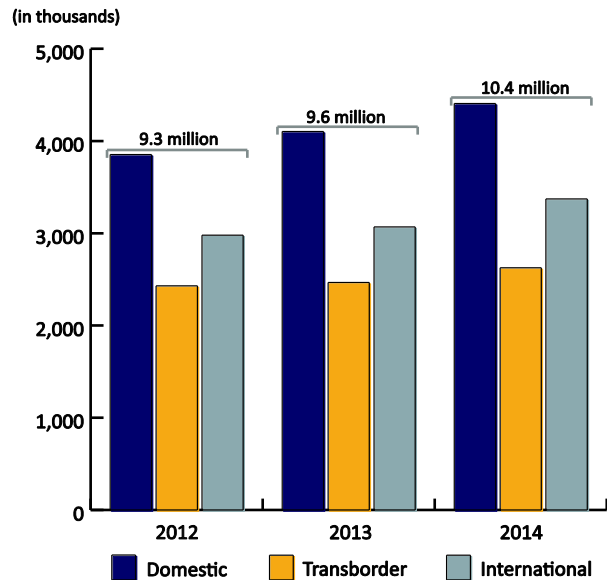
22.3 complaints/
1,000 aircraft movements

3.6 complainants/
1,000 aircraft movements



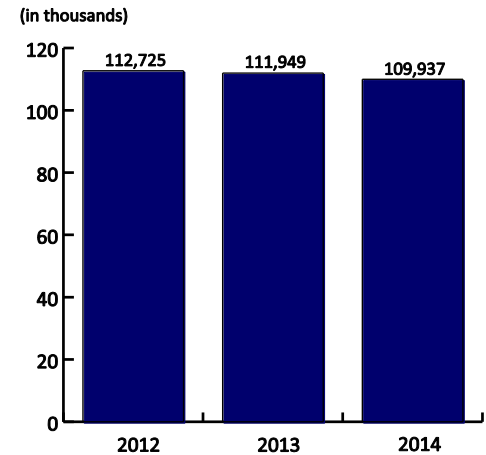
Note: In addition, 30 non-runway complaints were received (21 overshoot, 7 run up, 2 Instrument Landing System check).

Passenger Traffic at Toronto Pearson
(August–October, 2012–2014)



Note: These numbers are estimates.

Runway Movements at Toronto Pearson
(August–October, 2012–2014)



Note: These numbers are estimates.