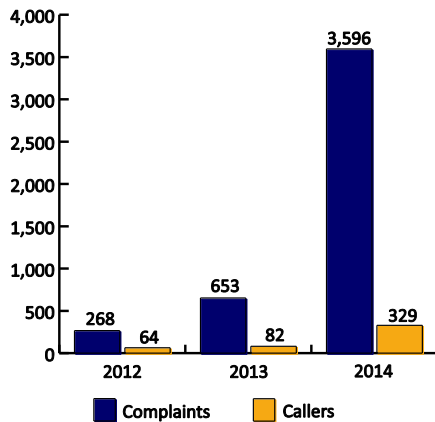


COMMUNITY ENVIRONMENT AND NOISE ADVISORY COMMITTEE UPDATE

JUNE 2014



Noise Complaints and Callers (March–April, 2012–2014)



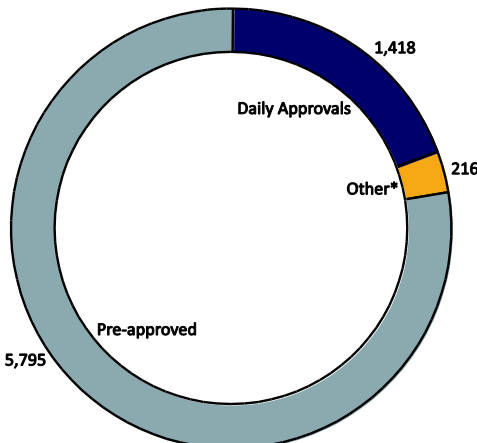
GTAA named Canada's leading responsible corporate leader

The GTAA was named number one in the Corporate Knights' inaugural [Future 40 Responsible Corporate Leaders in Canada](#), lauding their strong sustainability record.

Corporate Knights has published the Best 50 Corporate Citizens in Canada list for 13 years, which assesses companies with revenues of \$2 billion or more and an employee base of at least 2,000. The Future 40 Responsible Corporate Leaders in Canada list showcases smaller companies that demonstrate an awareness of the importance of resource productivity, good governance, and social responsibility.

The GTAA not only follows the airport supplement guidelines outlined by the [Global Reporting Initiative](#) when they report on sustainability, but they were a lead contributor in developing the guidelines.

Restricted Hours Flights (November 2013–April 2014)



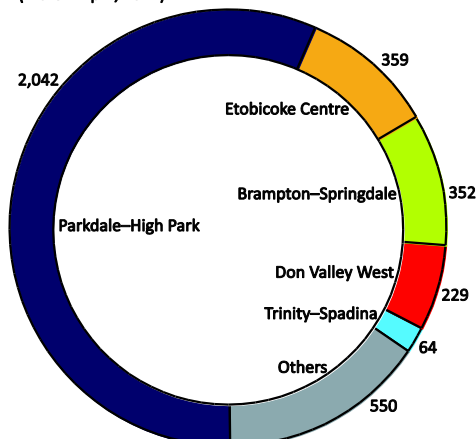
Early Turn Trial

The trial program allowing early turns on the north/south runways and extended prop turn hours continues.

Throughout the trial so far, from March 3, 2008, to April 30, 2014, 2,251 eligible jet aircraft (19 per cent) conducted an early turn off the north/south runways, resulting in seven complaints. During this time, 3,165 props (92 per cent) conducted early turns between the hours of 6:30 and 6:59 a.m., while 5,838 (83 per cent) initiated early turns between 11:01 and 11:30 p.m., resulting in 210 complaints.

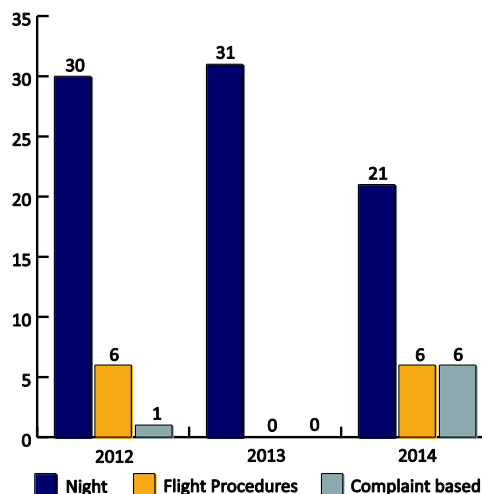
*Other operations include medevac flights, weather alternate flights, military and police.

Top Five Callers vs. All Other Callers (March–April, 2014)



This chart shows the number of complaints made by our five most frequent callers, identified by location.

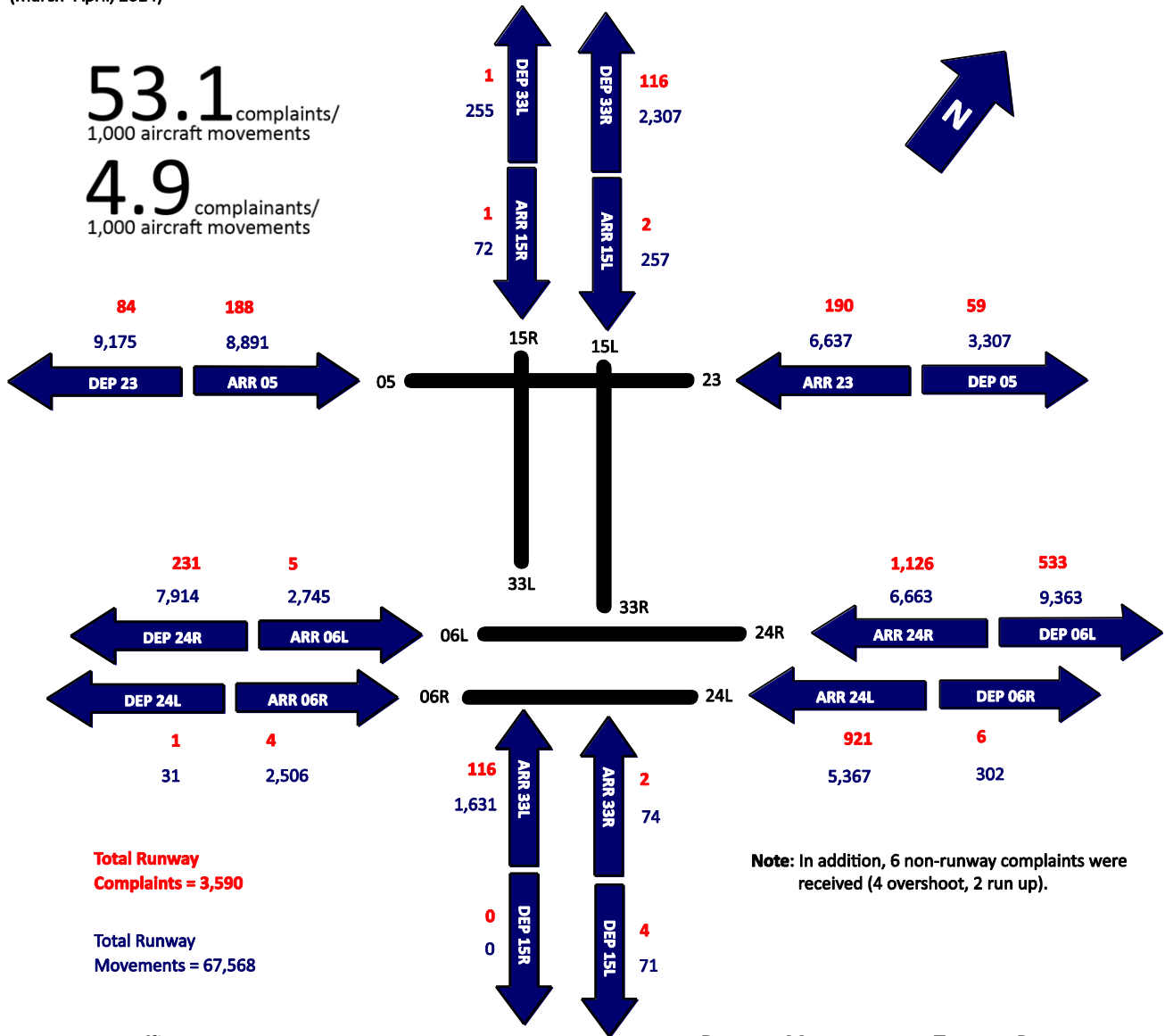
Enforcement Investigations (March–April, 2012–2014)



Runway Movements and Noise Complaints by Runway Operation
(March–April, 2014)

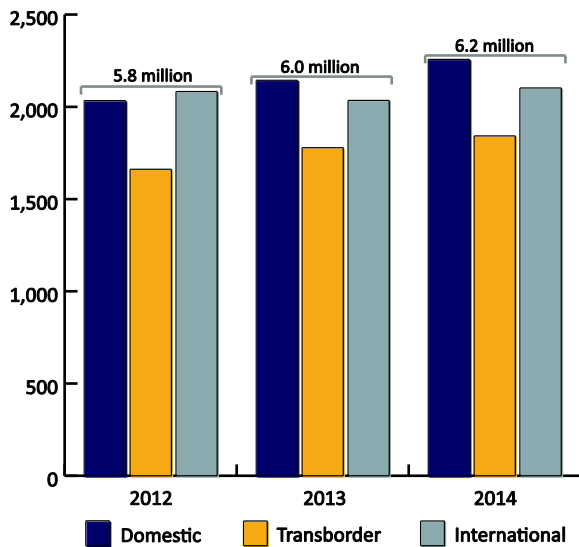
53.1 complaints/
1,000 aircraft movements

4.9 complainants/
1,000 aircraft movements



Passenger Traffic at Toronto Pearson
(March–April, 2012–2014)

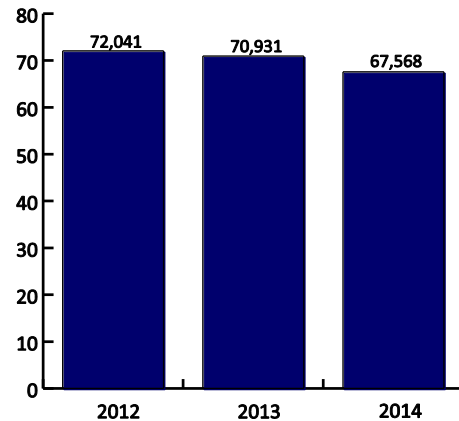
(in thousands)



Note: These numbers are estimates.

Runway Movements at Toronto Pearson
(March–April, 2012–2014)

(in thousands)



Note: These numbers are estimates.