

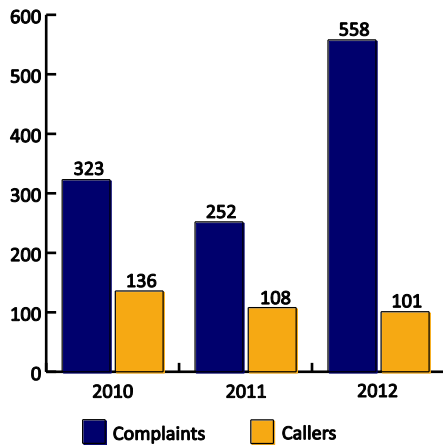
# COMMUNITY ENVIRONMENT AND NOISE ADVISORY COMMITTEE UPDATE



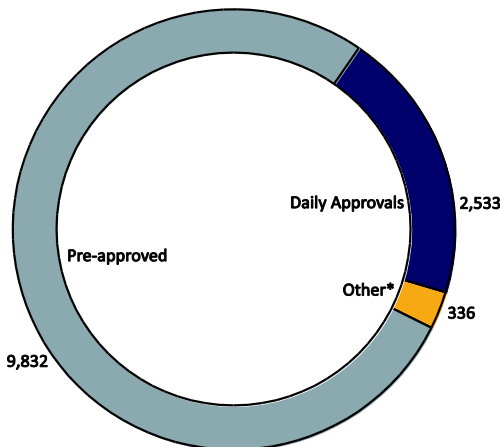
NOVEMBER 2012

Toronto Pearson

## Noise Complaints and Callers (August–October, 2010–2012)

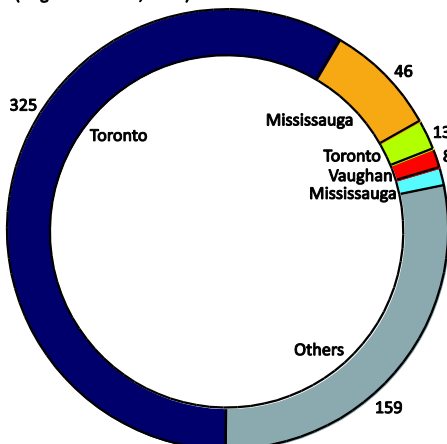


## Restricted Hours Flights (November 2011–October 2012)



\*Other operations include medevac flights, weather alternate flights, military and police.

## Top Five Callers vs. All Other Callers (two-hour rule) (August–October, 2012)



This chart shows the number of complaints made by our five most frequent callers, identified by location.

## Air Services

**Lot Polish Airlines** will operate its regular flights to Warsaw with a new Boeing 787 Dreamliner, starting in February 2013. This new aircraft will replace the regular Boeing 767-300, offering increased capacity and daily service during the peak summer season.

**Philippine Airlines** will begin thrice-weekly, non-stop service to Toronto, starting November 30.

**Air Canada** is increasing the number of seats available to Copenhagen, Frankfurt, Lima, Munich, Paris, New York JFK, and Shanghai at various times throughout the peak winter periods.

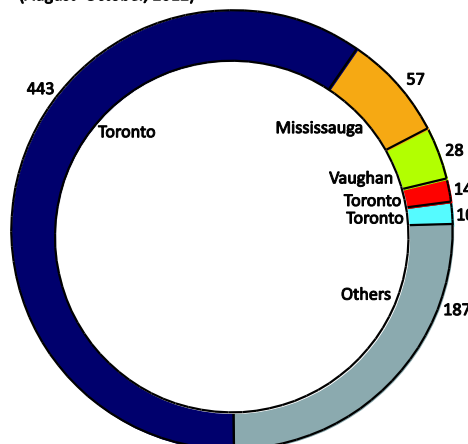
Starting November 16, **WestJet** will launch daily, red-eye service to the Port of Spain, with a Boeing 737-700. This seasonal service is currently scheduled to operate until April 26, 2013.

## Early Turn Trial

The trial program allowing early turns on the north/south runways and extended prop turn hours continues.

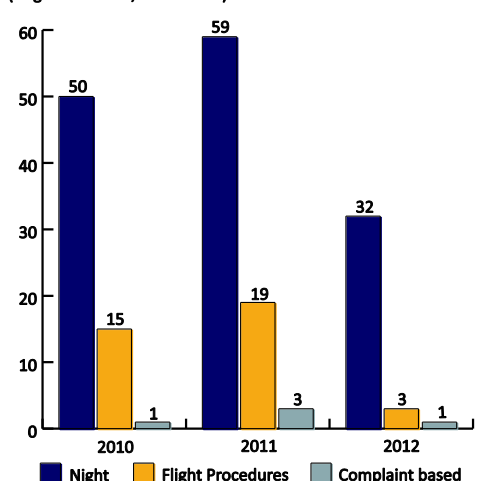
Throughout the trial so far, from March 3, 2008, to October 31, 2012, 2,013 eligible jet aircraft (19 per cent) conducted an early turn off the north/south runways, resulting in six complaints. During this time, 2,703 props (92 per cent) conducted early turns between the hours of 6:30 and 6:59 a.m., while 3,828 (85 per cent) initiated early turns between 11:01 and 11:30 p.m., resulting in 106 complaints.

## Top Five Callers vs. All Other Callers (all complaints) (August–October, 2012)

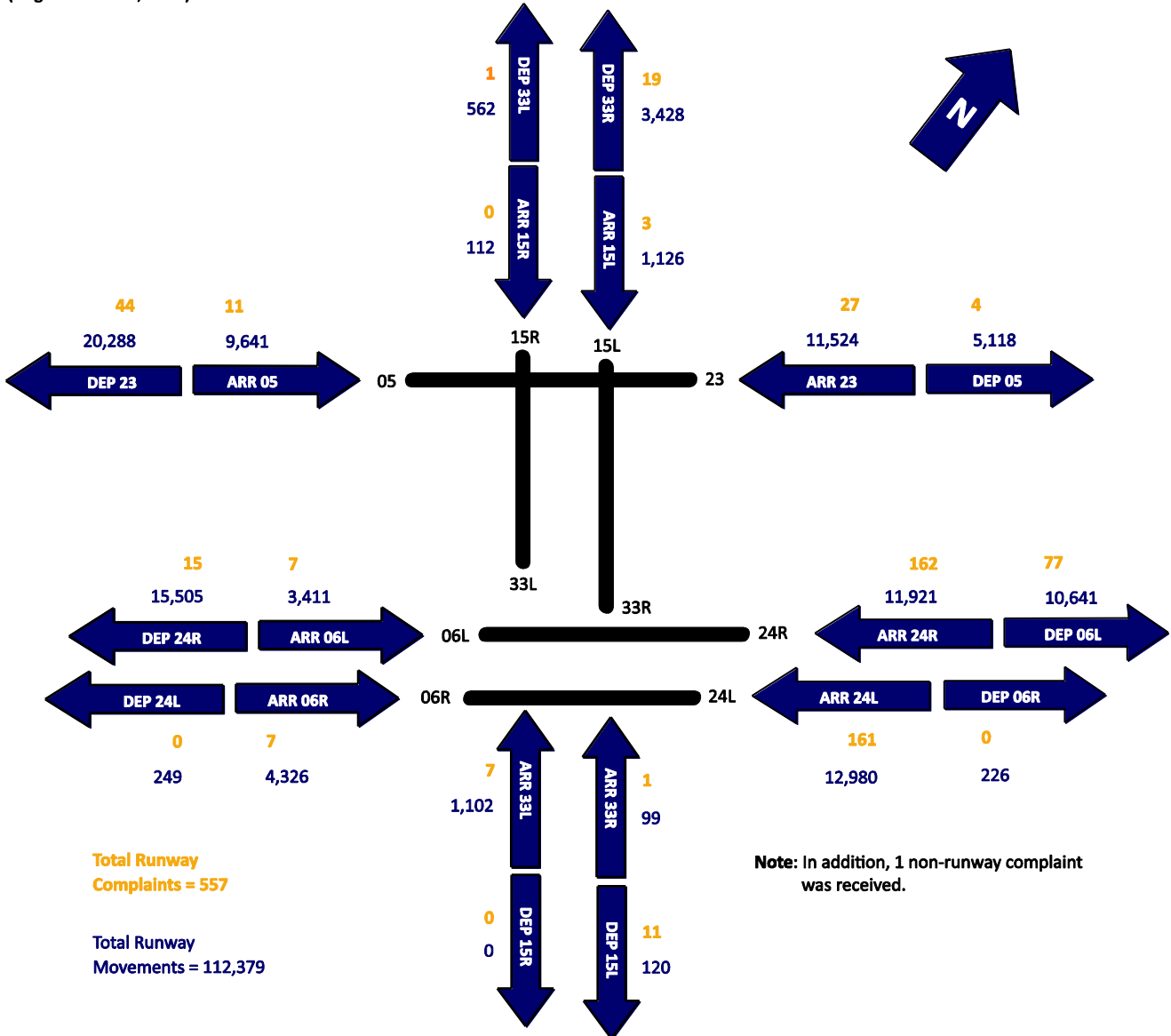


This chart shows the number of complaints made by our five most frequent callers, identified by location.

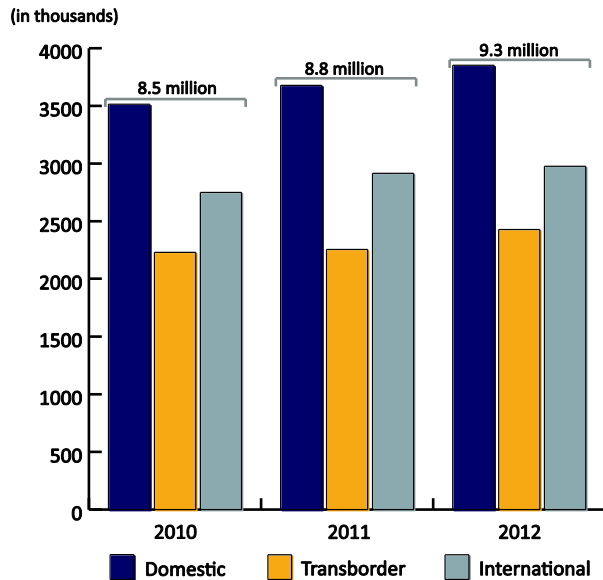
## Enforcement Investigations (August–October, 2010–2012)



**Runway Movements and Noise Complaints by Runway Operation**  
(August–October, 2012)



**Passenger Traffic at Toronto Pearson**  
(August–October, 2010–2012)



**Runway Movements at Toronto Pearson**  
(August–October, 2010–2012)

