



2014 Night Flight Update – CENAC

November 19, 2014



Night Flight Budget

- Set by Transport Canada in 1997
 - Caps the number of flights permitted during the night time hours (00:30 – 6:29 am)
 - Cap increases annually based on percentage growth in passenger traffic
 - On average approximately 38 flights /night (2014)
 - 3% of flights occur in the night time hours (2013)
 - Budget runs from November to October
 - Only airport in Canada with a budget
 - GTAA is required to manage nighttime activity within this budget
- 

What is a “Night Flight”

- A flight that operates between the hours of 00:30 am and 06:29 am
- Need to arrive or depart during these hours because of:
 - Travel distance
 - Scheduling requirements
 - Product delivery timelines
- May be pre-scheduled or approved on the day of operation of the flight because of delays beyond the control of the airline (ie weather, mechanical malfunction of the aircraft, air traffic control or security issues)

Managing Night Flights

Pre-scheduled (approx. 80%)

- Must be Chapter 3 or quieter aircraft
- These are called “exemptions”

Unscheduled (approx. 20%)

- Granted permission to operate on the day-of
- Must be Chapter 3 or quieter aircraft (some exceptions e.g. military)
- Permission given only for flights scheduled during regular hours delayed due to weather, mechanical, security and ATC delays
- Other flights beyond GTAA control (e.g. police, military, medevac)
- These are called “extensions”

Penalties

- Flights operating during the restricted hours without permission may be subject to a penalty (equivalent to 16 times the landing fee) by GTAA **and** enforcement action by Transport Canada

Night Flights - Budget

- **2013**

- Budget - 14,394 movements - average 39 flights/night
- Actual – 13,251 movements - average 36 flights/night
- Used 92% of 2013 Night Flight budget

- **2014**

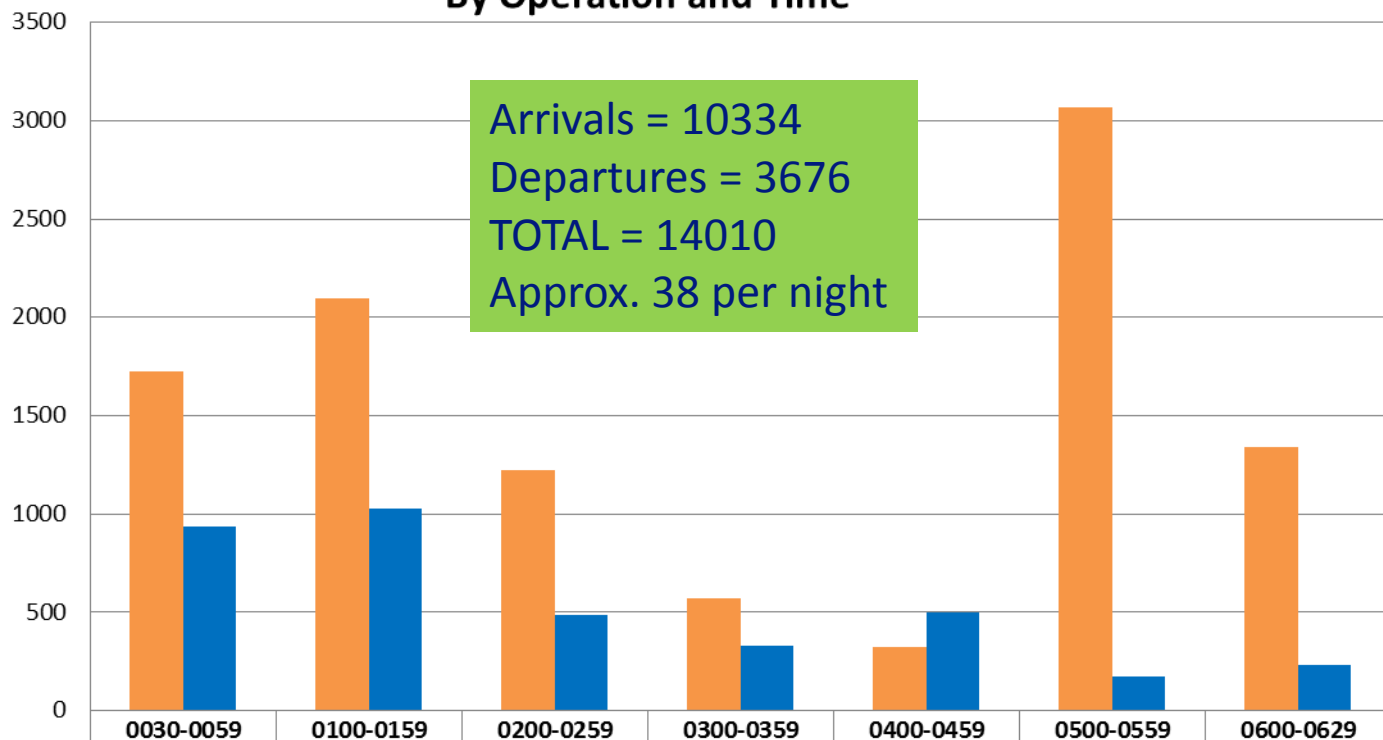
- Budget – 14,893 movements – average 40 flights/night
 - Actual – 14,010 movements – average 38 flights/night
 - Used 94% of 2014 Night Flight budget
- 

2014 Night Flight Budget

	Budget	Actual (as of Oct 31)
Total Budget	14,893	14,893
Pre-Scheduled "Exemptions"	11,991	11,164
Unscheduled Day-of "Extensions" <small>(includes Police, Medevac, Weather diversions)</small>	2,902	2,437
Total	14,893	14,010
Unused	0	883

Night Flights - Operation and Time

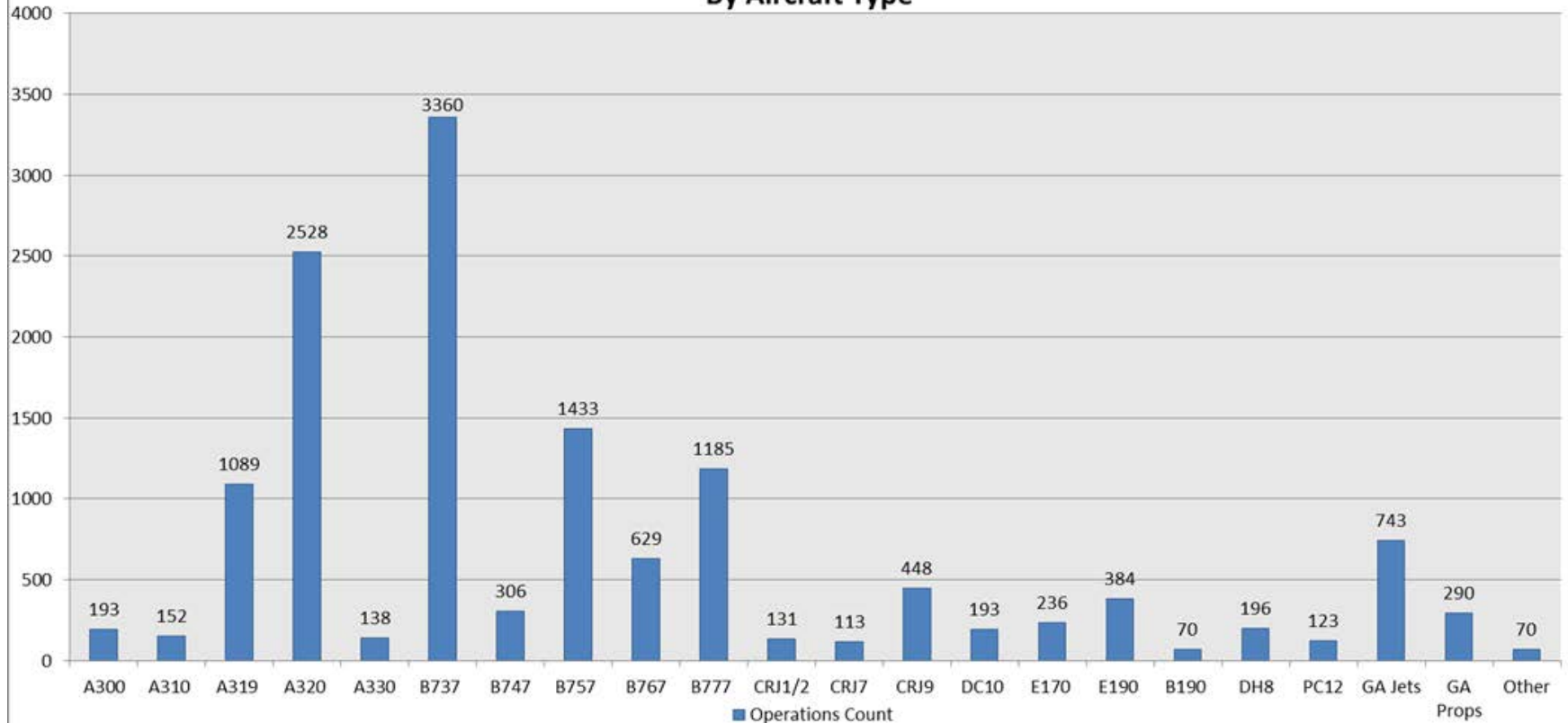
**Restricted Hour Operations
1 November 2013 - 31 October 2014
By Operation and Time**



Arrivals	1723	2094	1225	569	320	3066	1337
Departures	936	1030	485	327	497	172	229

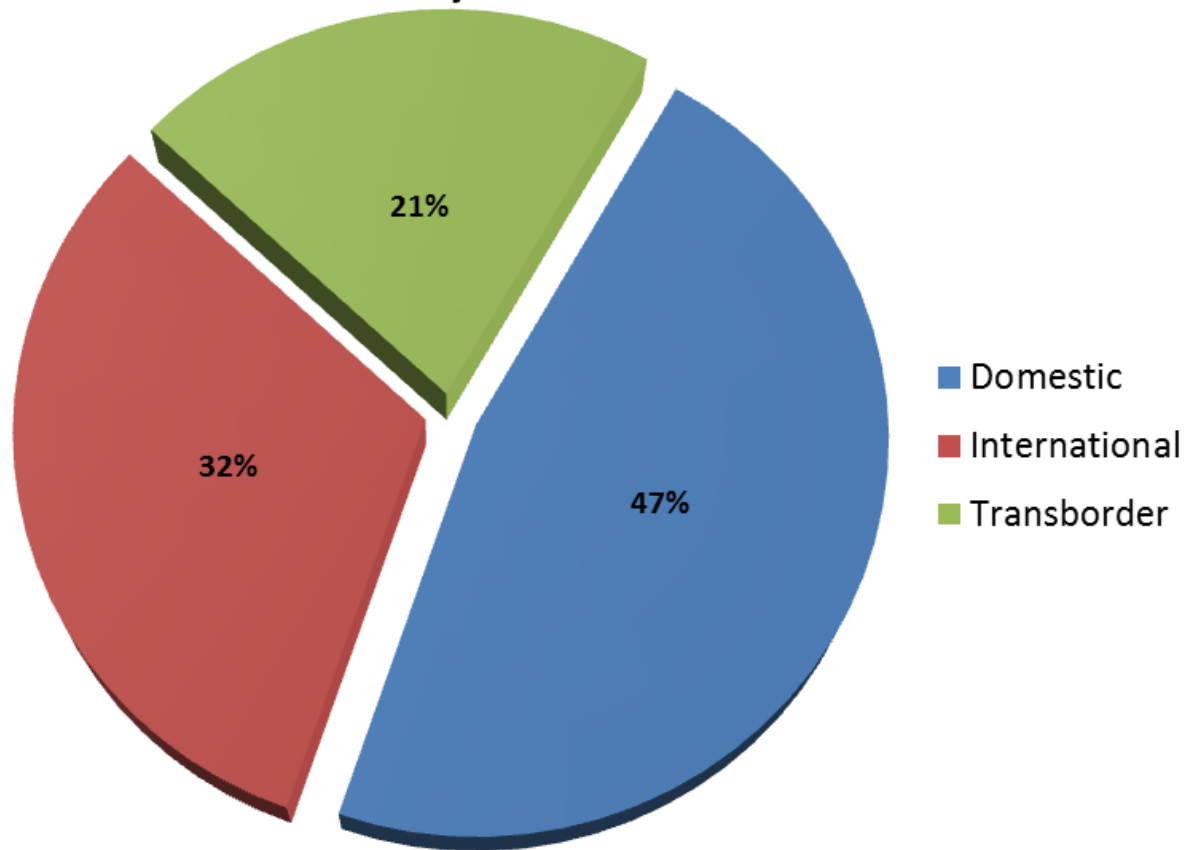
Night Flights - Aircraft Type

Restricted Hour Operations
1 November 2013 - 31 October 2014
By Aircraft Type



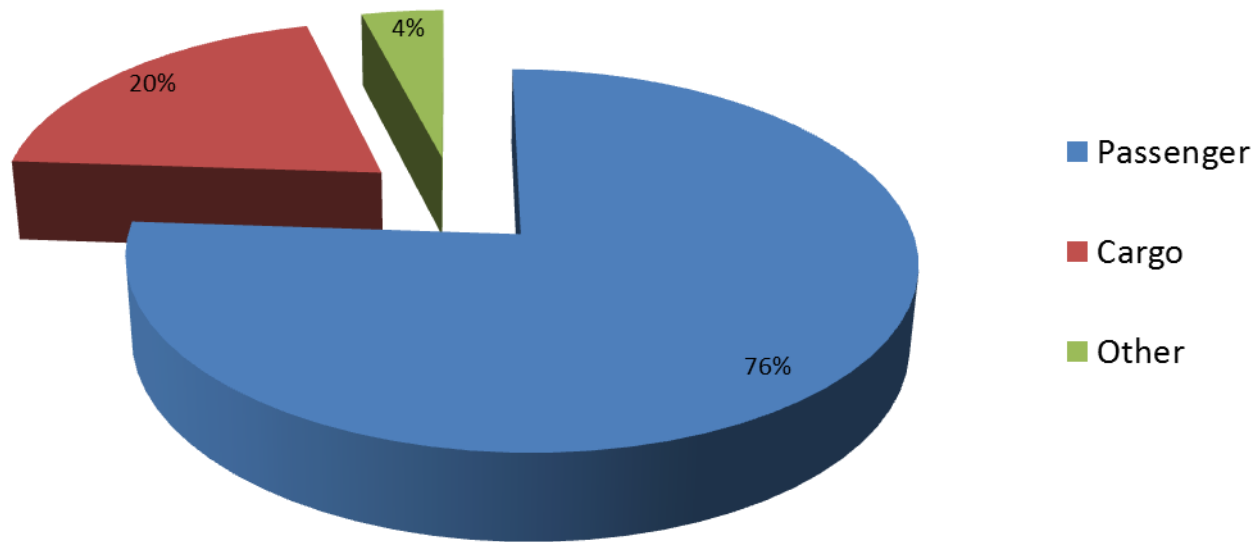
Night Flights - Sector

**Restricted Hour Operations
1 November 2013-31 October 2014
By Sector**



Night Flights – Flight Type

**Restricted Hour Breakdown
1 November 2013 - 31 October 2014
by Flight Type**



2015 Night Flight Budget

- On June 13, 2013 Transport Canada approved Toronto Pearson's request to amend the annual Night Flight Budget
- Included a “trigger” for the bump-up only if the yearly actual movements reached 95% of the budget
- Actual number of Night Flight Operations for 2014 was 14,010 movements or 94% of the Night Flight Budget
- No bump-up has been applied to 2015 Night Flight Budget
- 2015 Night Flight Budget increase only based on passenger growth in 2014 over 2013, which is estimated to be approximately 6%

2015 Night Flight Budget

	Budget	
Total Budget	15,788	Estimated 6% increase in passenger growth (2014 vs 2013)
Pre-Scheduled "Exemptions"	12,712	
Unscheduled Day-of "Extensions" (includes Police, Medevac, Weather diversions)	3,076	
Total	15,788	



Thank You



For You. The World.



Toronto Pearson
International Airport | Aéroport International