

CENAC February 26, 2014



Toronto Pearson
International Airport | Aéroport International



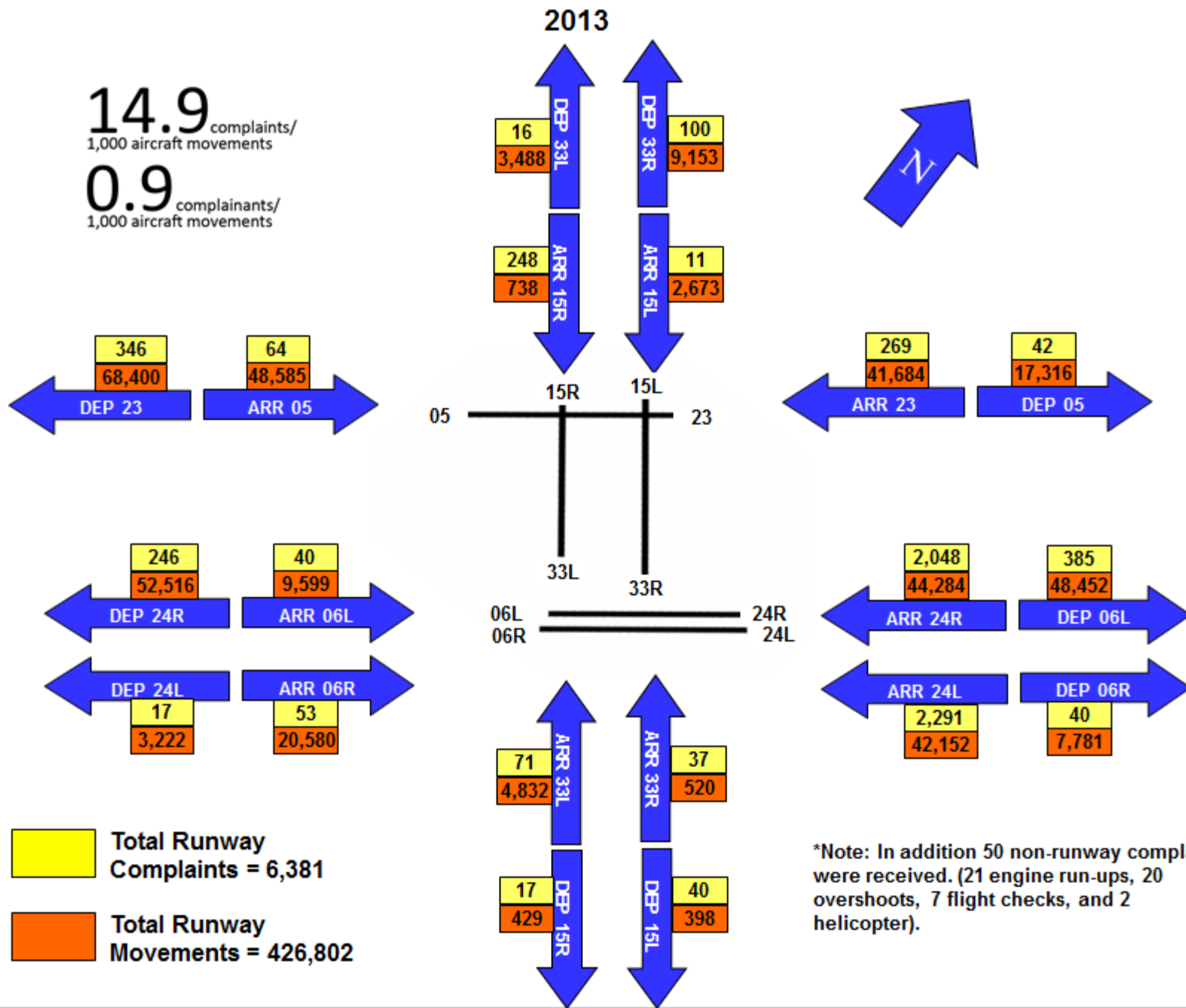
CENAC STATS



Runway Movements and Noise Complaints by Runway Operation

14.9 complaints/
1,000 aircraft movements

0.9 complainants/
1,000 aircraft movements



Total Runway Complaints = 6,381

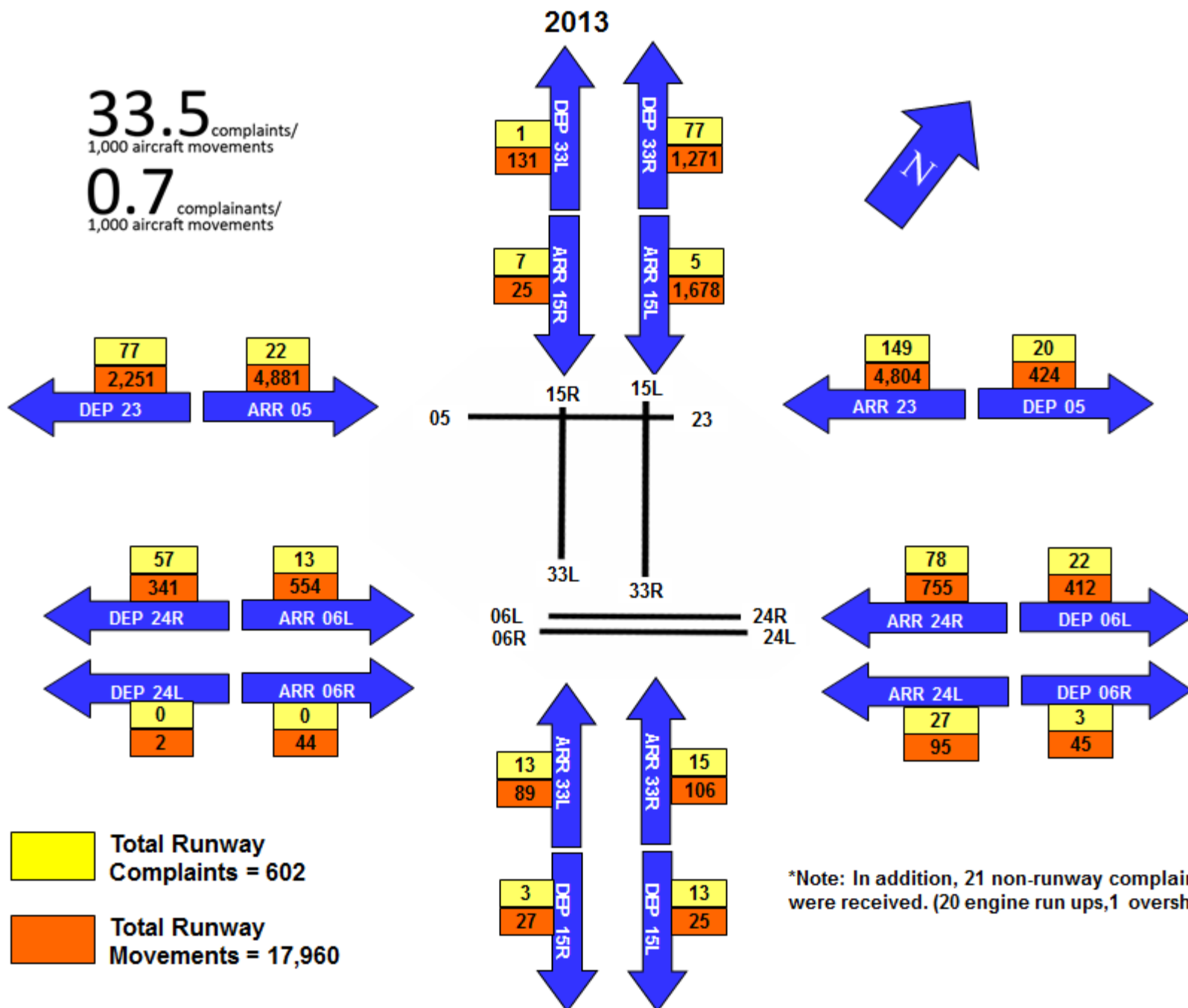
Total Runway Movements = 426,802

*Note: In addition 50 non-runway complaints were received. (21 engine run-ups, 20 overshoots, 7 flight checks, and 2 helicopter).

Runway Movements and Noise Complaints During the Preferential Hours (00:00-06:29L)

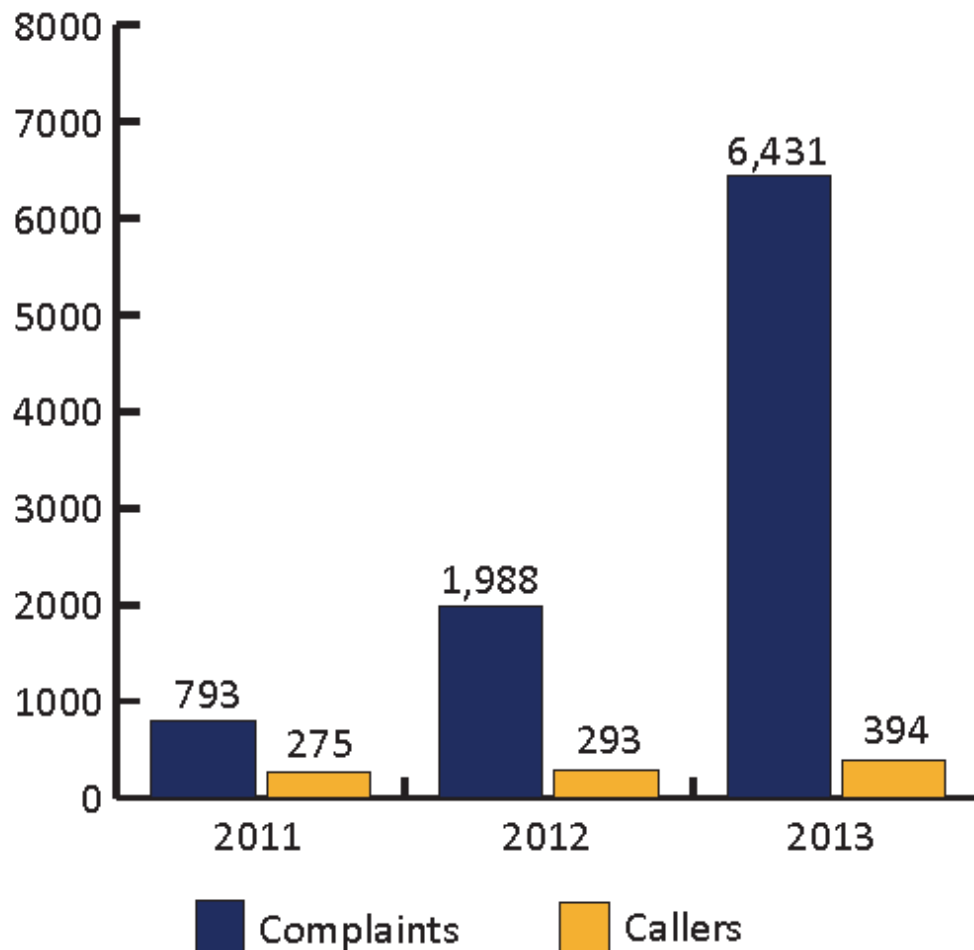
33.5 complaints/
1,000 aircraft movements

0.7 complainants/
1,000 aircraft movements



Noise Complaints and Callers

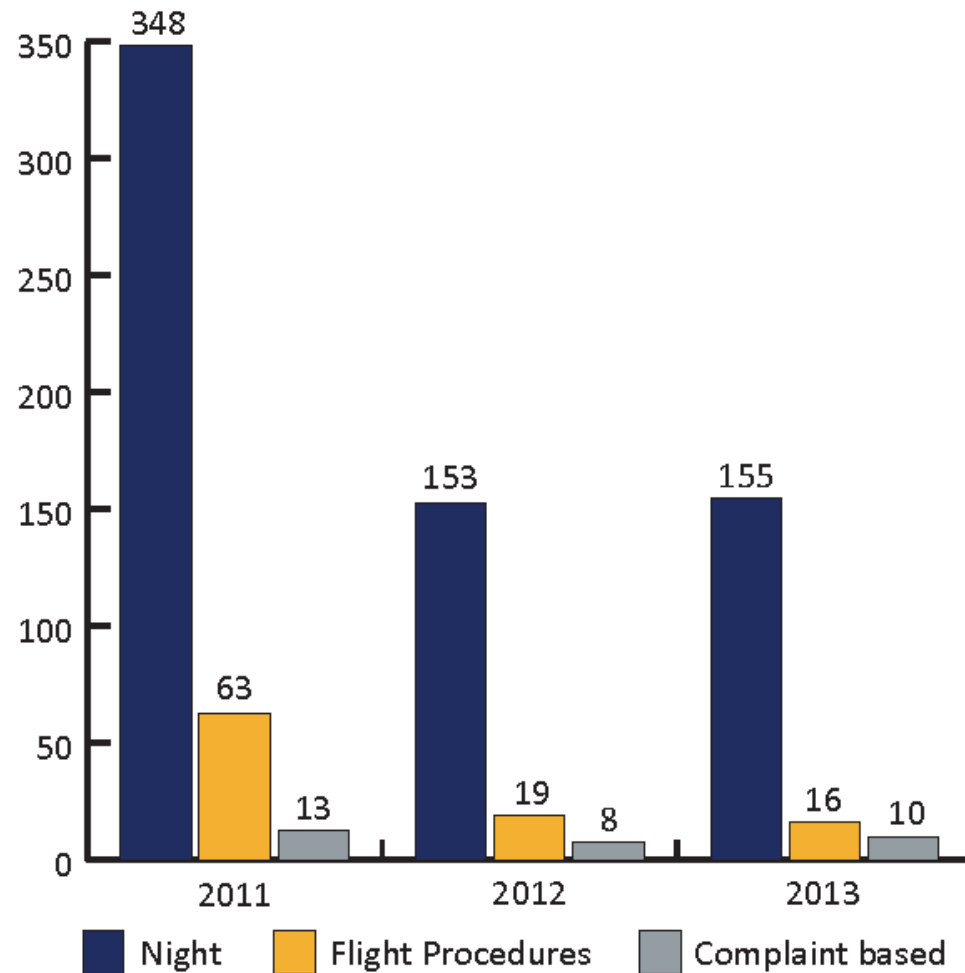
Noise Complaints and Callers
(2011–2013)



Complaints by Federal Riding	2012	2013
Bramalea - Gore - Malton	55	300
Brampton Springdale	4	16
Brampton West	42	80
Davenport	7	1
Don Valley West	40	126
Dufferin Caledon	0	0
Eglinton Lawrence	68	23
Etobicoke Centre	141	302
Etobicoke Lakeshore	64	55
Etobicoke North	21	30
Halton	2	0
Mississauga Brampton South	70	145
Mississauga East Cooksville	512	389
Mississauga Erindale	6	20
Mississauga South	17	21
Mississauga Streetsville	52	79
Oakville	14	9
Parkdale High Park	685	4002
St Paul's	63	393
Thornhill	2	2
Toronto Centre	1	1
Toronto Danforth	0	0
Trinity Spadina	49	335
Vaughan	48	42
Wellington Halton Hills	8	9
Willowdale	5	7
York Centre	5	37
York South Weston	4	3
York West	4	4
Total	1989	6431

Enforcement Investigations

Enforcement Investigations
(2011–2013)





Thank you



Toronto Pearson
International Airport | Aéroport International