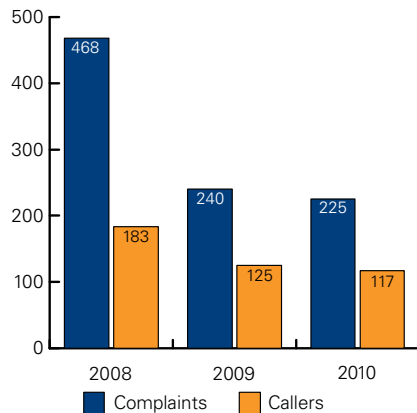


# 2010 COMMUNITY ENVIRONMENT AND NOISE ADVISORY COMMITTEE—UPDATE

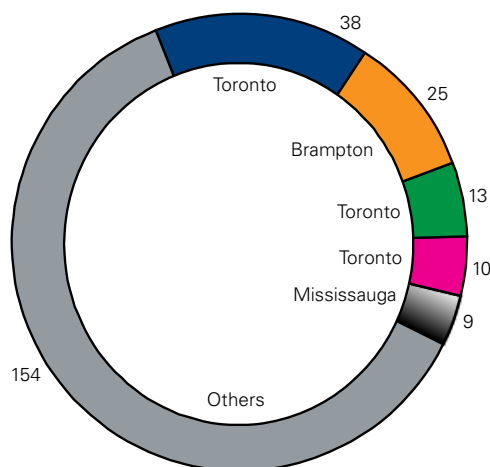
GREATER TORONTO AIRPORTS AUTHORITY

NOVEMBER 2010

## Noise Complaints and Callers (August–September, 2008–2010)

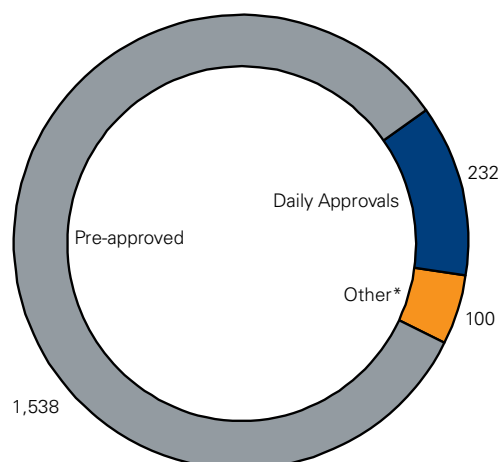


## Top Five Callers vs. All Other Callers (August–September, 2010)



This chart shows the number of complaints made by our five most frequent callers, identified by location.

## Restricted Hours Flights (August–September, 2010)



\*Other operations include potential night violations, medevac flights, weather alternate flights, military and police

## Toronto Pearson reduces fees for 2011

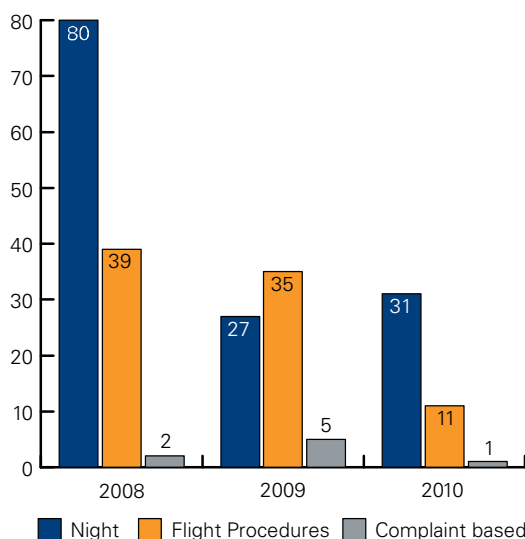
The GTAA has approved reductions to the Airport Improvement Fee (AIF) for connecting passengers and aircraft landing fees. Effective January 1, 2011, the AIF for connecting passengers will decrease from \$8 to \$4. Landing fees for cargo aircraft will be reduced by 4.3 per cent, the third reduction since January 2010. Terminal charges and landing fees for passenger aircraft will be reduced by 8.1 per cent and 4.5 per cent respectively.

## Early Turn Trial

The trial program allowing early turns on the north/south runways and extended prop turn hours continues, and related complaints are minimal.

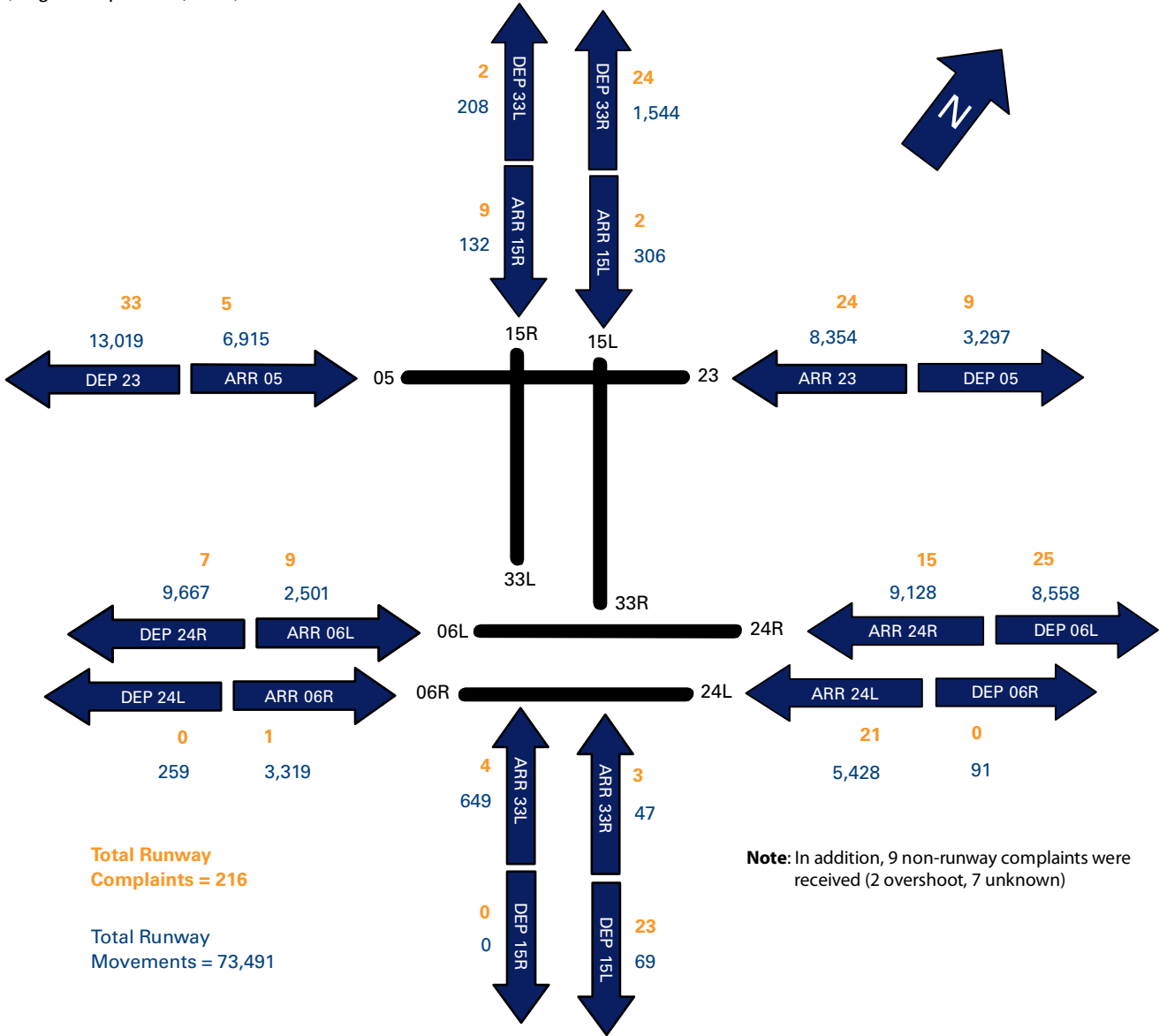
Throughout the trial from March 3, 2008, to September 30, 2010, 1,340 eligible jet aircraft (21 per cent) conducted an early turn off the north/south runways, resulting in six complaints. During this time, 1,733 props (94 per cent) conducted early turns between the hours of 6:30 and 6:59 a.m., while 1,884 (85 per cent) initiated early turns between 11:01 and 11:30 p.m., resulting in 25 complaints.

## Enforcement Investigations (August–September, 2008–2010)



# Runway Movements and Noise Complaints by Runway Operation

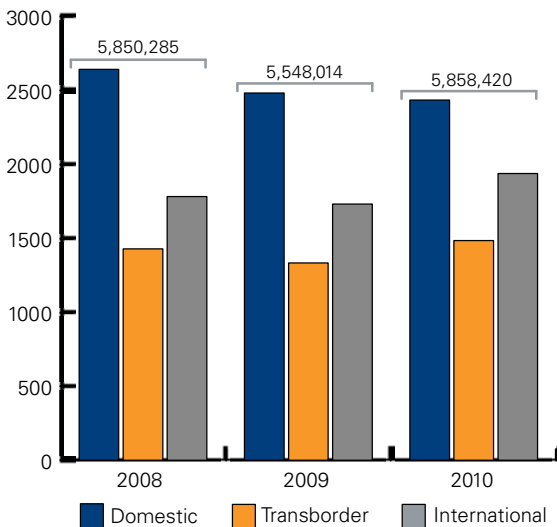
(August–September, 2010)



## Passenger Traffic at Toronto Pearson

(August–September, 2008–2010)

(in thousands)

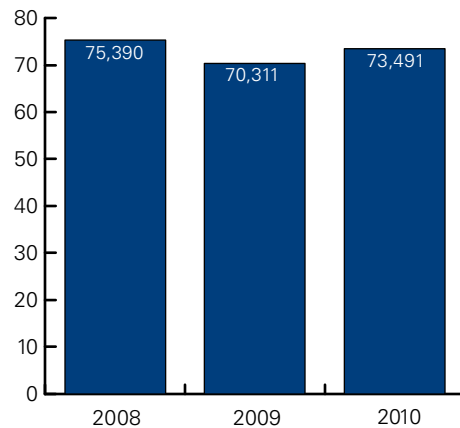


**Note:** These numbers are estimates.

## Runway Movements at Toronto Pearson

(August–September, 2008–2010)

(in thousands)



**Note:** These numbers are estimates.