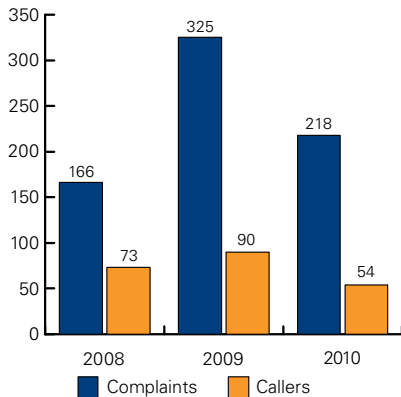


2010 COMMUNITY ENVIRONMENT AND NOISE ADVISORY COMMITTEE—UPDATE

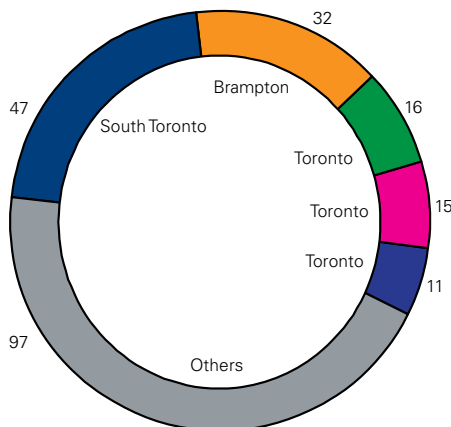
GREATER TORONTO AIRPORTS AUTHORITY

JUNE 2010

Noise Complaints and Callers (March–April, 2008–2010)

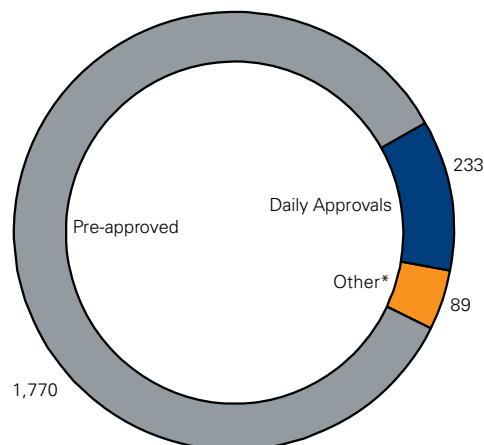


Top Five Callers vs. All Other Callers (March–April, 2010)



This chart shows the number of complaints made by our five most frequent callers, identified by location.

Restricted Hours Flights (March–April, 2010)



*Other operations include potential night violations, medevac flights, weather alternate flights, military and police

Annual Public Meeting

On May 12, the GTAA held its Annual Public Meeting and released its 2009 Annual Report. Despite the challenges of the economic downturn, fallout from the failed Christmas Day terrorist attack, and ongoing disruption caused by volcanic ash clouds, Toronto Pearson was able to lower landing fees paid by airlines for the third consecutive year, down 10 per cent in 2010 over last year.

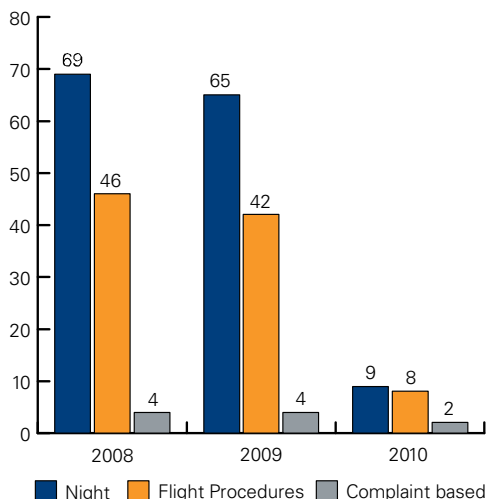
In 2009, a total of 30.4 million passengers travelled through Toronto Pearson gates, a six per cent decline from 2008.

Early Turn Trial

The trial program allowing early turns on the north/south runways and extended prop turn hours continues, and related complaints are minimal.

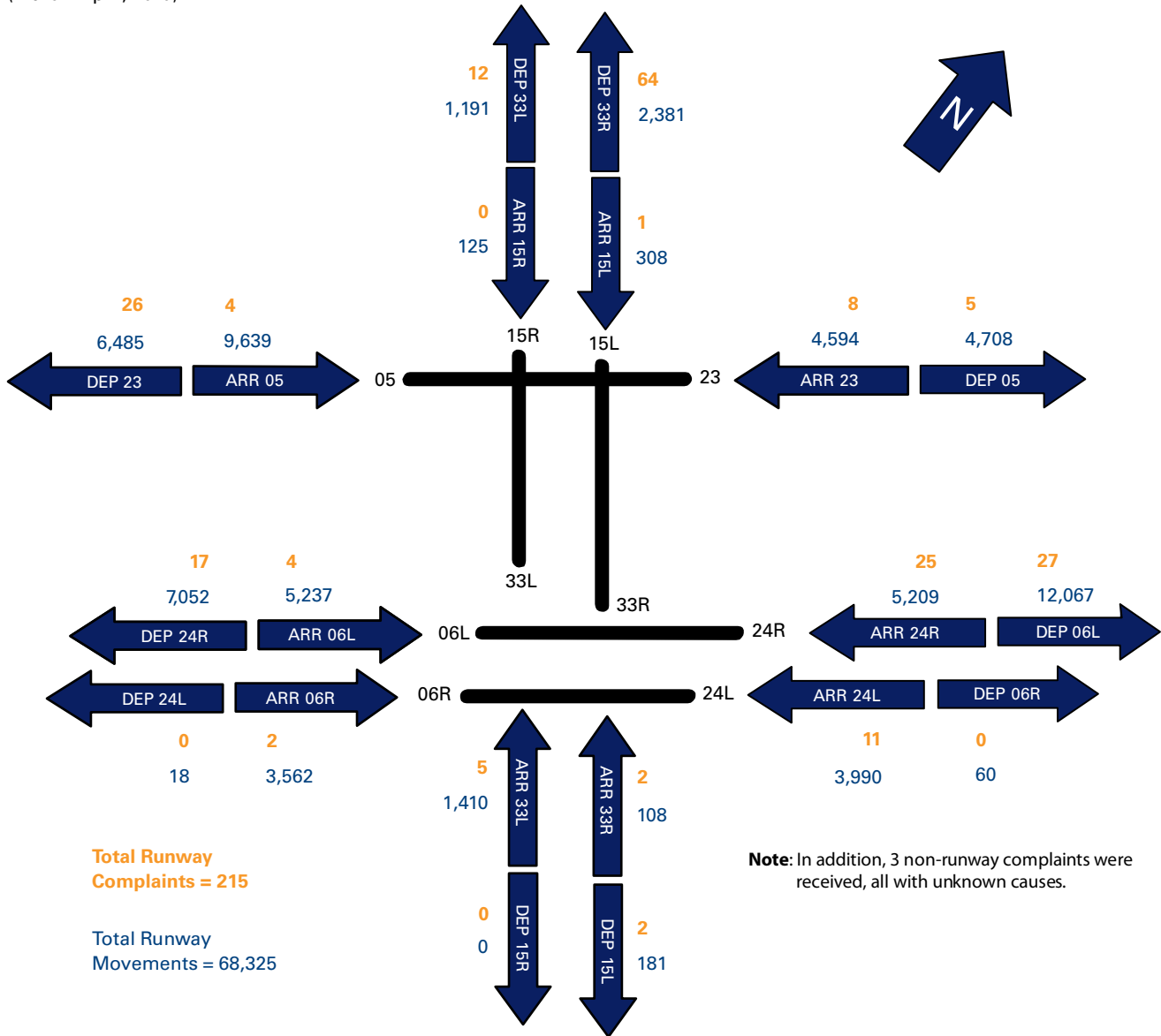
Throughout the trial from March 3, 2008, to April 30, 2010, 1,204 eligible jet aircraft (22 per cent) conducted an early turn off the north/south runways, resulting in six complaints. During this time, 1,610 props (94 per cent) conducted early turns between the hours of 6:30 and 6:59 a.m., while 1,536 (84 per cent) initiated early turns between 11:01 and 11:30 p.m., resulting in 24 complaints.

Enforcement Investigations (March–April, 2008–2010)



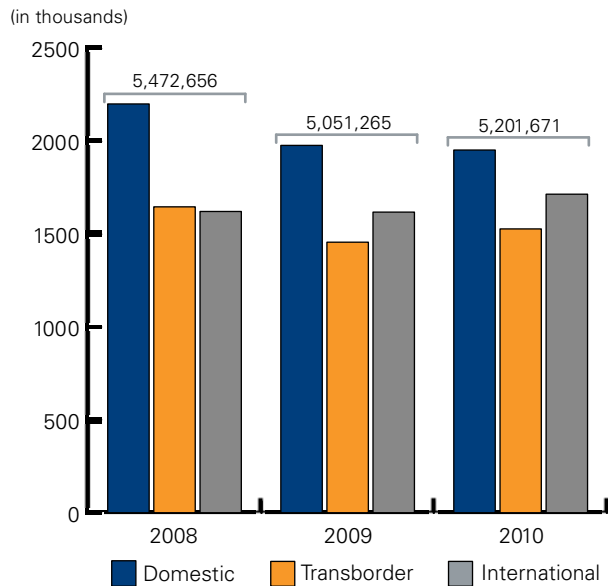
Runway Movements and Noise Complaints by Runway Operation

(March–April, 2010)



Passenger Traffic at Toronto Pearson

(March–April, 2008–2010)



Runway Movements at Toronto Pearson

(March–April, 2008–2010)

