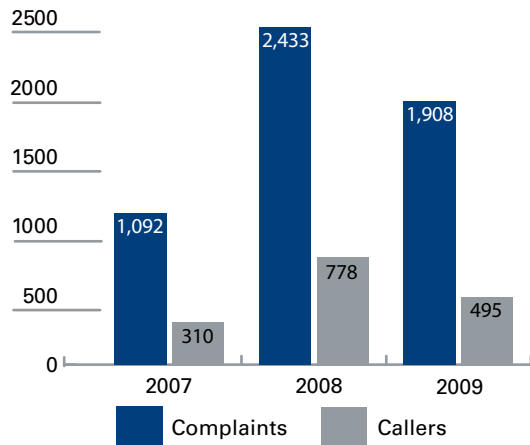


2010 COMMUNITY ENVIRONMENT AND NOISE ADVISORY COMMITTEE—UPDATE

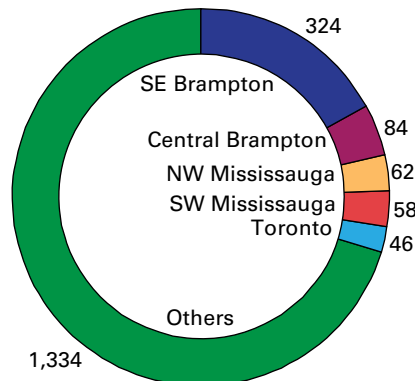
GREATER TORONTO AIRPORTS AUTHORITY

FEBRUARY 2010

Noise Complaints and Callers, 2007–2009



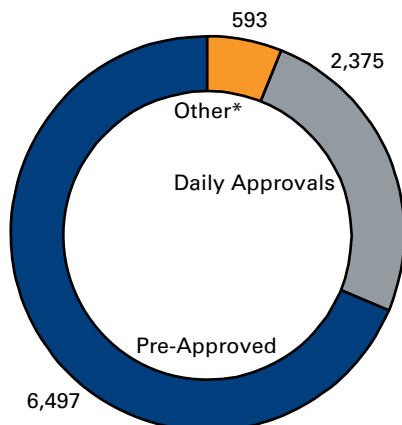
Top Five Callers vs. All Other Callers in 2009



This chart shows the number of complaints made by our five most frequent callers, identified by location.

Restricted Hours Flights in 2009

(November 2008–October 2009)



*Other operations include potential night violations, medevac flights, weather alternate flights, military and police.

Activity at Toronto Pearson in 2009

Passenger traffic hit a low in May, but has steadily improved since, led by international traffic, which grew 0.8 per cent over 2008 levels—the first growth since February 2009. Both domestic (-7 per cent) and transborder traffic (-3 per cent) are improving, but remain below 2008 levels.

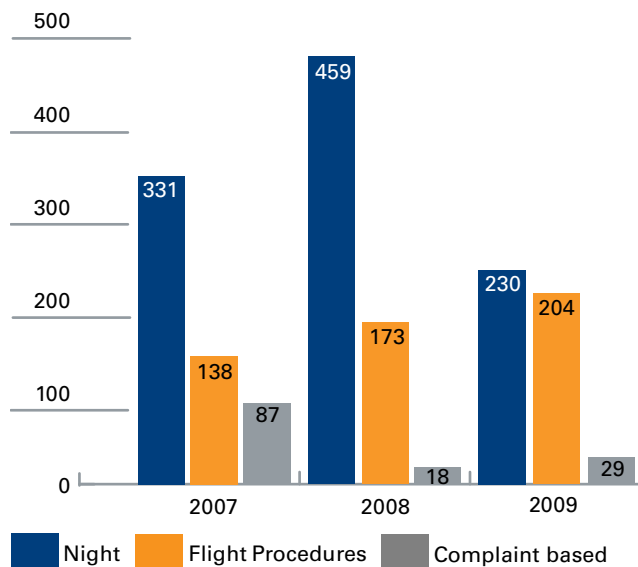
Aircraft movements showed significant improvement in November (more than 10 per cent), nearing 2008 levels.

Early Turn Trials

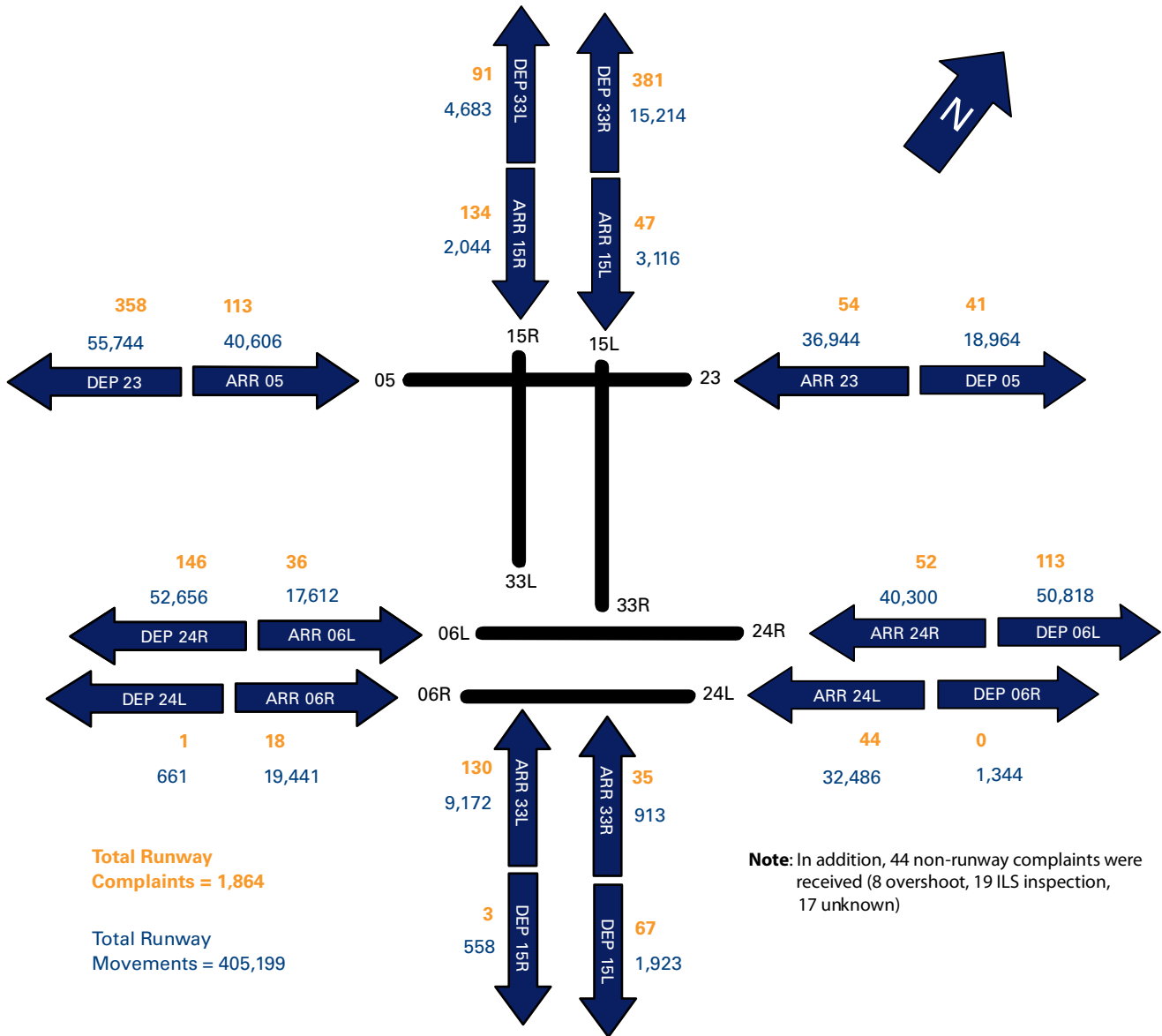
The trial program that includes early turns on the north/south runways and extended prop turn hours continues, and related complaints are minimal.

Throughout the trial from March 3, 2008, to December 31, 2009, 956 eligible jet aircraft (21 per cent) conducted an early turn off the north/south runways, resulting in five complaints. During this time, 1,552 props (94 per cent) conducted early turns between the hours of 6:30 and 6:59 a.m., while 1,296 (83 per cent) initiated early turns between 11:01 and 11:30 p.m., resulting in 24 complaints.

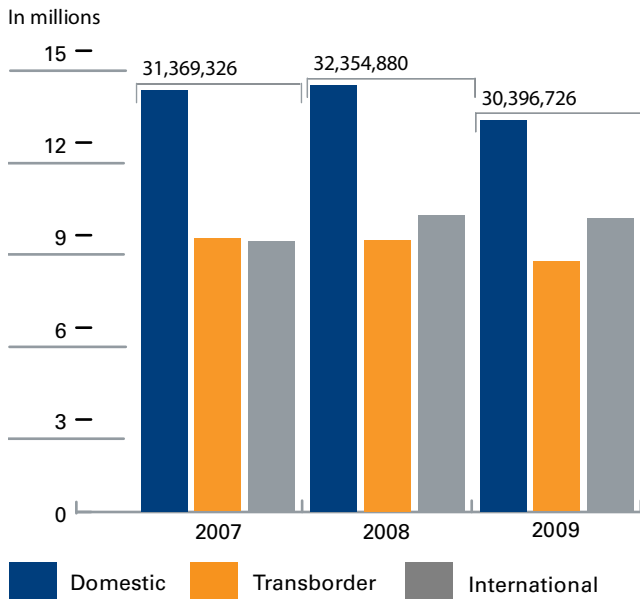
Enforcement Investigations, 2007–2009



Runway Movements and Noise Complaints by Runway Operation in 2009



Passenger Traffic at Toronto Pearson, 2007–2009 (December–November)



Runway Movements at Toronto Pearson, 2007–2009 (December–November)

