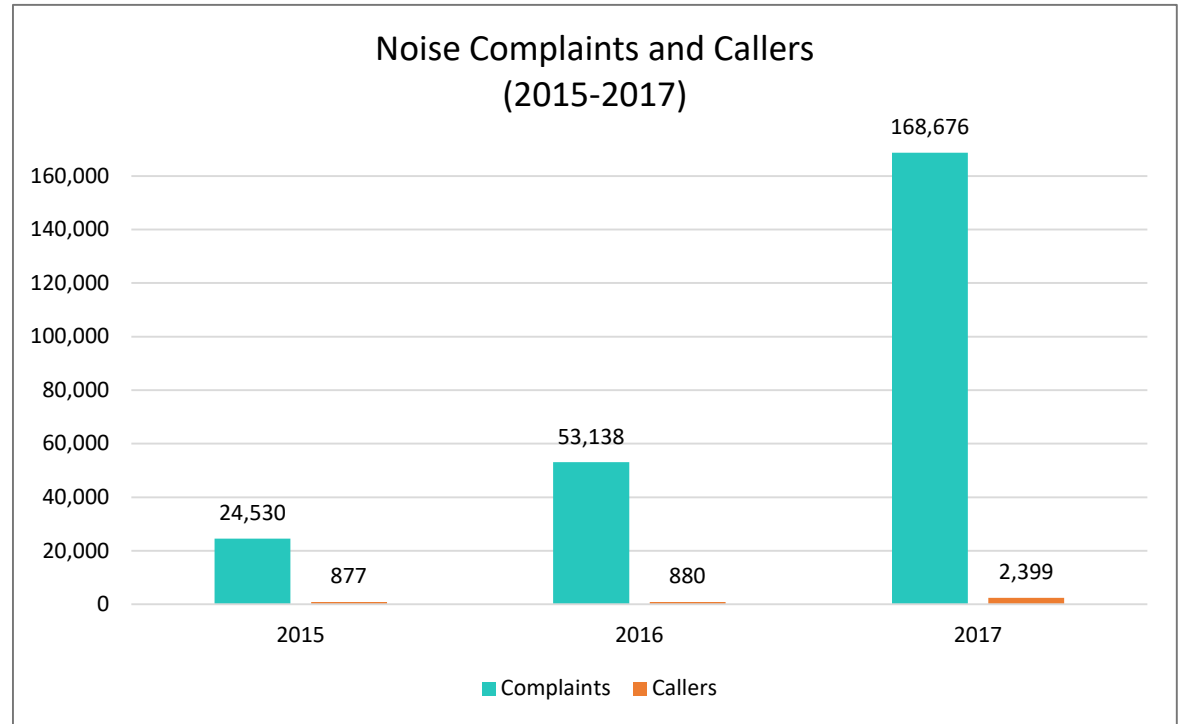

Noise Statistics Update

January to December 2017

Complaints & Callers

| Complaints & Callers by Month (2017) | | |
|--------------------------------------|------------|---------|
| Month | Complaints | Callers |
| January | 6,479 | 106 |
| February | 3,988 | 112 |
| March | 3,705 | 213 |
| April | 9,575 | 1,156 |
| May | 8,477 | 525 |
| June | 6,613 | 325 |
| July | 11,322 | 406 |
| August | 23,571 | 460 |
| September | 22,083 | 439 |
| October | 25,869 | 370 |
| November | 23,288 | 278 |
| December | 23,706 | 183 |

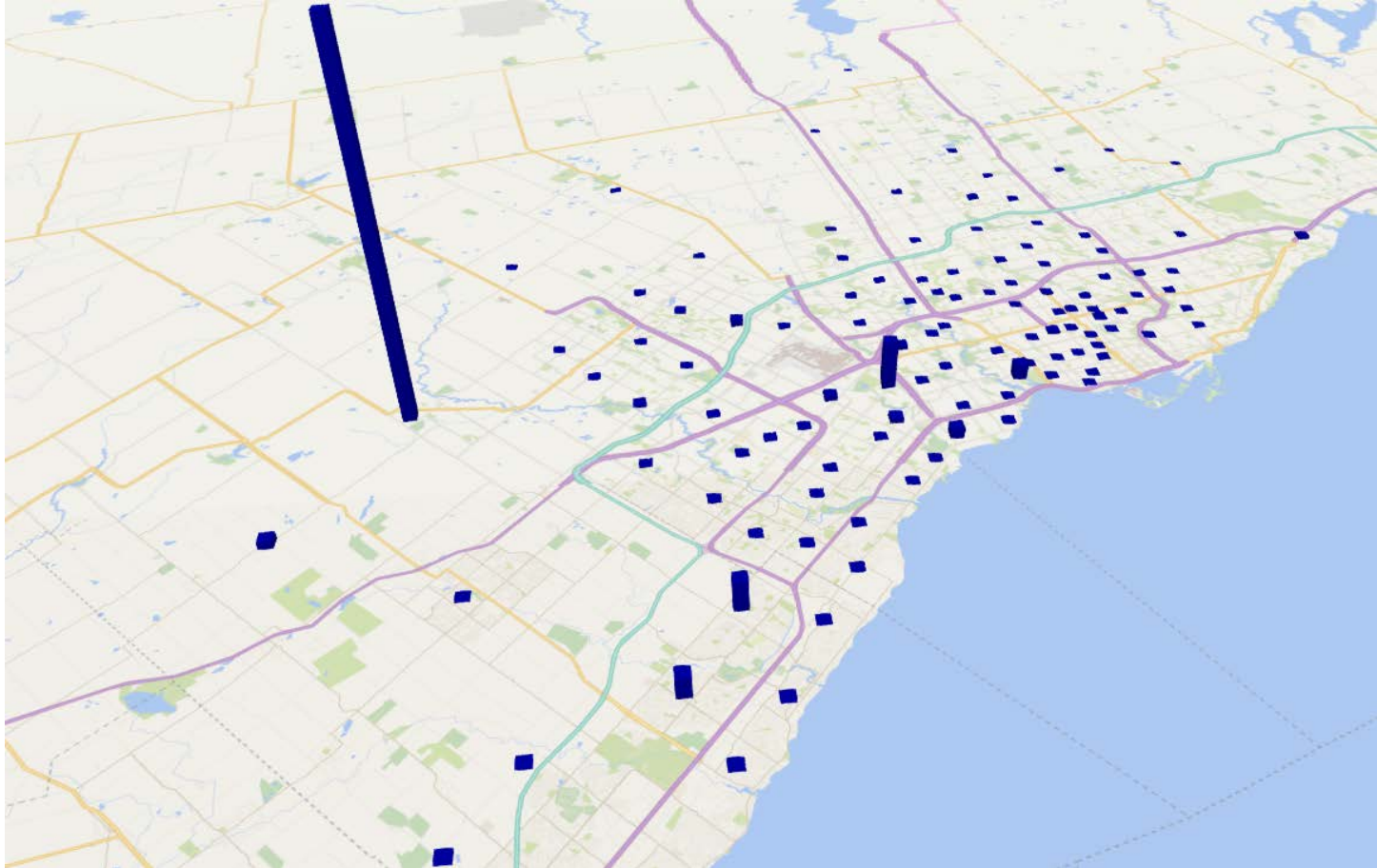


Complaints & Callers by Federal Riding (2017)

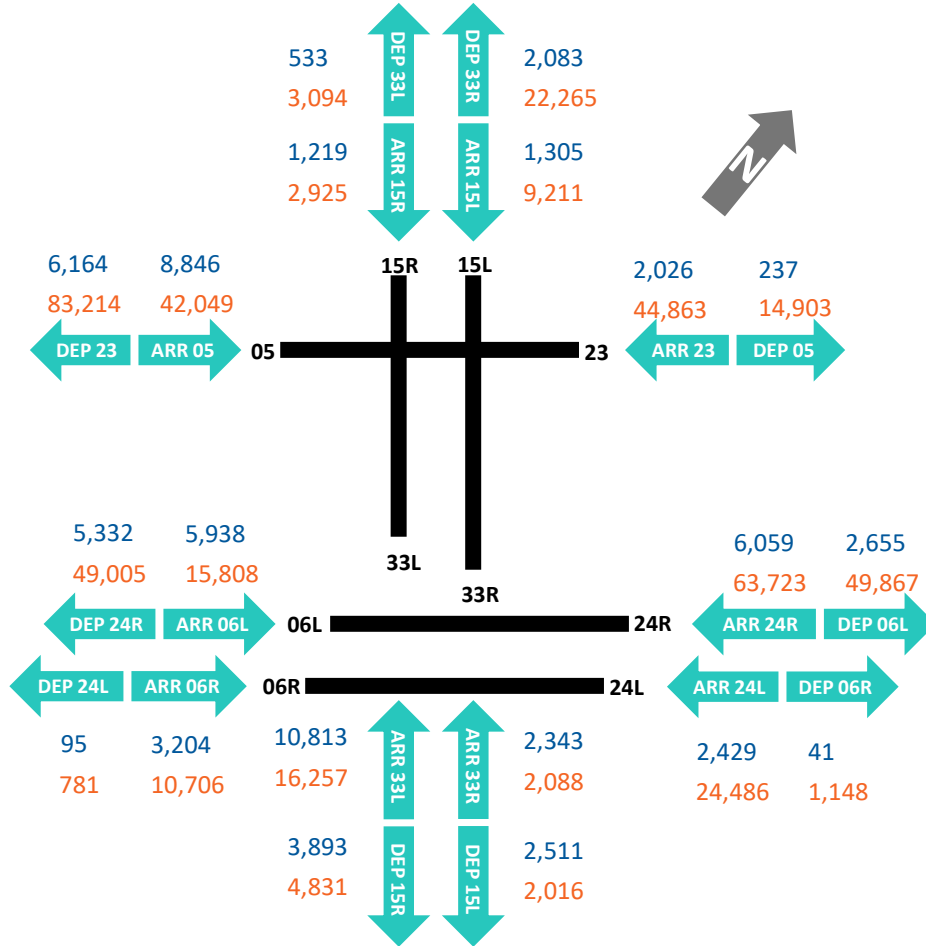
| Riding | Complaints | Callers |
|---------------------------------|------------|---------|
| Aurora-Oak Ridges-Richmond Hill | 16 | 10 |
| Beaches-East York | 60 | 3 |
| Brampton Centre | 2421 | 52 |
| Brampton East | 344 | 22 |
| Brampton North | 243 | 25 |
| Brampton South | 274 | 34 |
| Brampton West | 464 | 10 |
| Burlington | 1 | 1 |
| Davenport | 38 | 7 |
| Don Valley East | 181 | 16 |
| Don Valley North | 2 | 2 |
| Don Valley West | 713 | 39 |
| Dufferin-Caledon | 29 | 18 |
| Eglinton-Lawrence | 409 | 12 |
| Etobicoke Centre | 16288 | 669 |
| Etobicoke North | 485 | 41 |
| Etobicoke-Lakeshore | 3620 | 528 |
| Flamborough-Glanbrook | 1 | 1 |
| Humber River-Black Creek | 118 | 57 |
| King-Vaughan | 381 | 11 |
| Markham-Stouffville | 3 | 2 |
| Markham-Thornhill | 4 | 4 |
| Markham-Unionville | 3 | 2 |
| Milton | 2443 | 15 |
| Mississauga Centre | 14 | 10 |

| Riding | Complaints | Callers |
|-----------------------------|----------------|--------------|
| Mississauga East-Cooksville | 3329 | 272 |
| Mississauga-Erin Mills | 185 | 16 |
| Mississauga-Lakeshore | 121 | 61 |
| Mississauga-Malton | 392 | 52 |
| Mississauga-Streetsville | 134 | 55 |
| Oakville | 3348 | 57 |
| Oakville North-Burlington | 12121 | 103 |
| Parkdale-High park | 5221 | 36 |
| Richmond Hill | 620 | 21 |
| Scarborough Centre | 6 | 4 |
| Scarborough-Agincourt | 1 | 1 |
| Scarborough-Rouge Park | 1109 | 1 |
| Spadina-Fort York | 7 | 1 |
| Thornhill | 45 | 18 |
| Toronto-Danforth | 2 | 1 |
| Toronto-St. Paul's | 832 | 21 |
| University-Rosedale | 22 | 7 |
| Vaughan-Woodbridge | 66 | 11 |
| Wellington-Halton Hills | 112190 | 29 |
| Willowdale | 114 | 18 |
| York Centre | 251 | 19 |
| York South-Weston | 4 | 3 |
| York-Simcoe | 1 | 1 |
| Grand Total | 168,676 | 2,399 |

Complaints by FSA (2017)



2017 Runway Movement & Complaints



Runway Movements
(does not include
Helicopter)
Total = 463,240

Complaints by Runway
Movements
Total = 67,726

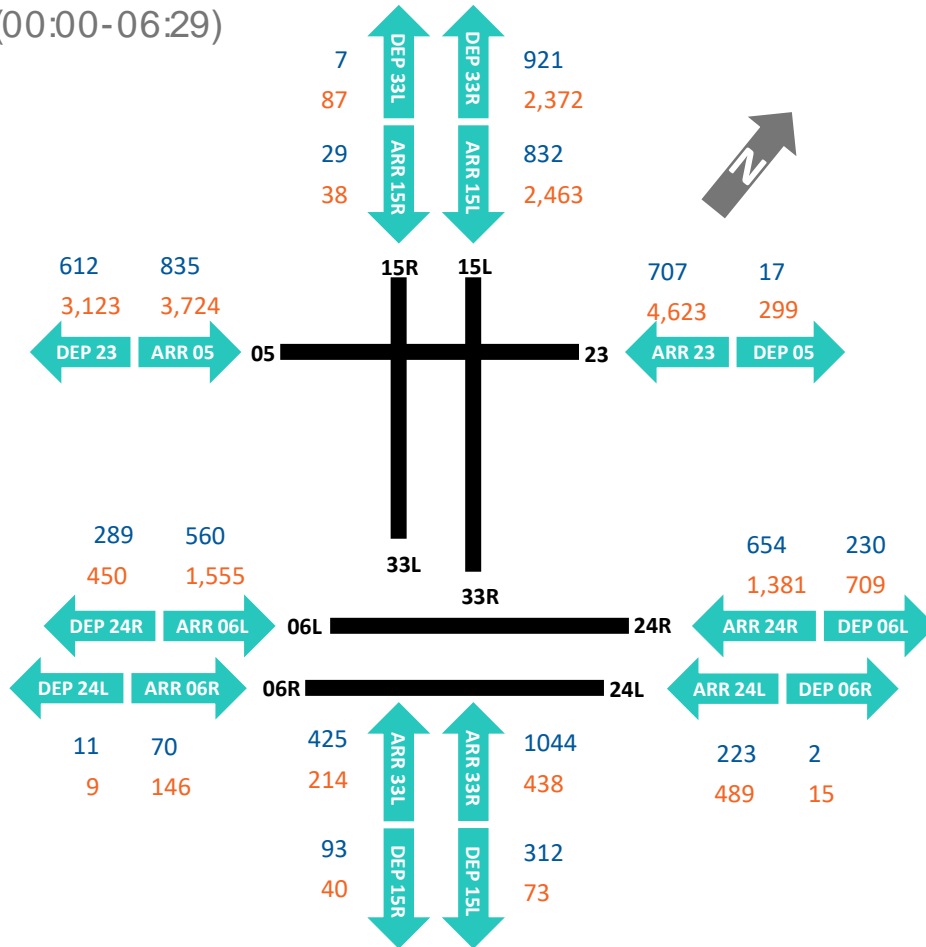
Non-operational
Complaints Total = 100,611

Throughout the year, we
also receive complaints
against non-runway
operations, including
Helicopter, Instrument
Landing Checks,
Overshoots, and Run Ups

Non-Runway Complaints
Total = 339

2017 Runway Movement & Complaints

Preferential Hours (00:00-06:29)



Runway Movements
(does not include
Helicopter)
Total = 22,248

**Complaints by Runway
Movements**
Total = 7,873

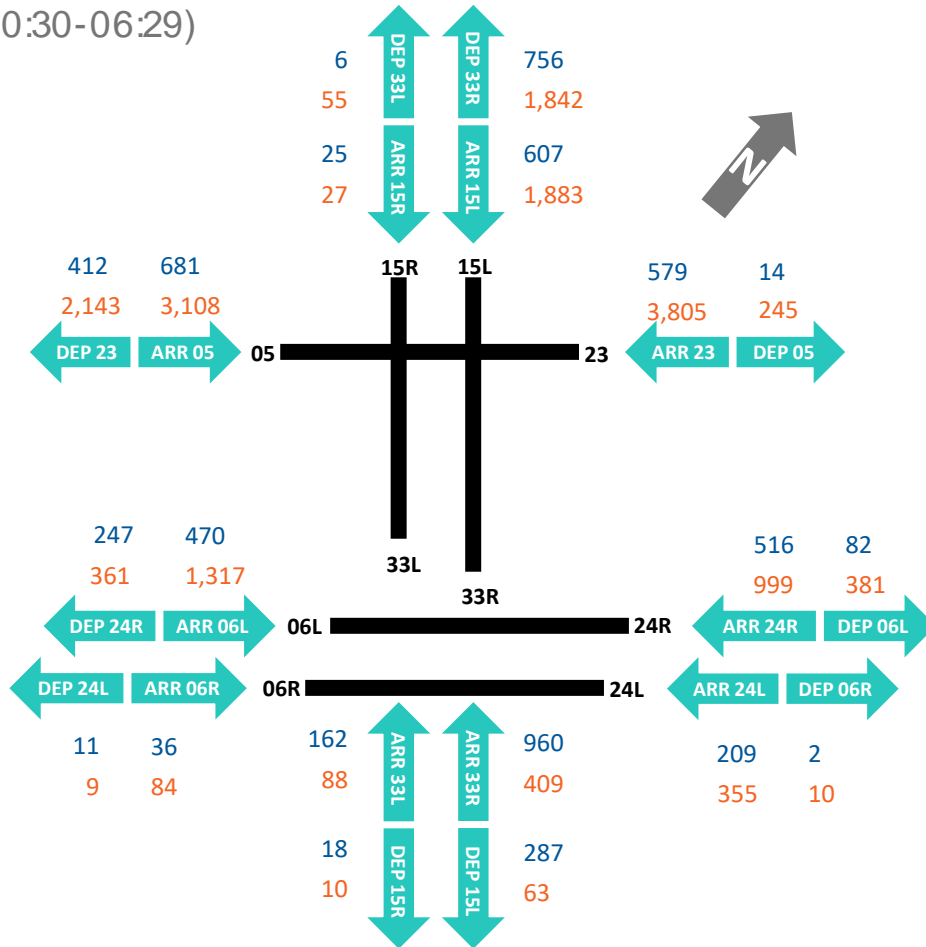
**Non-operational
Complaints Total = 26,984**

Throughout the year, we also receive complaints against non-runway operations, including Helicopter, Instrument Landing Checks Overshoots, and Run Ups

**Non-Runway Complaints
Total = 116**

2017 Runway Movement & Complaints

Restricted Hours (00:30-06:29)



Runway Movements
(does not include Helicopter)
Total = 17,194

Complaints by Runway Movements
Total = 6,080

Non-operational Complaints Total = 24,757

Throughout the year, we also receive complaints against non-runway operations, including Helicopter, Instrument Landing Checks Overshoots, and Run Ups

Non-Runway Complaints Total = 100

2017 Enforcement Investigations

Noise Abatement Procedures

- All arrival and departure operations are monitored for compliance with the Noise Abatement procedures using rules set in the Airport Noise and Operations System
- Listen to voice recordings between pilot and NAV CANADA for possible explanation i.e. weather avoidance, safety

Night Flight Restriction Program

- All flights that operate during the Restricted Hours (12:30 a.m.-6:30 a.m.) are verified against night flight schedule and day of operations approvals

Formal Investigation

- When there is no evidence or reasonable explanation for non-compliance to the Night Flight Restriction Program or the Noise Abatement procedures, details are forwarded to Transport Canada for their investigation and potential enforcement action.

Statistics below are from 1 November 2016 to 31 October 2017

| Type | GTAA Investigations | Sent to Transport Canada |
|----------------------------------|---------------------|--------------------------|
| Night Flight Restriction Program | 191 | 98 |
| Noise Abatement Procedures | 77 | 5 |
| Total | 268 | 103 |

Operational Trials Update

North South Early Jet Turns

Certain small jet aircraft are permitted to turn to course shortly after takeoff on the east/ west runways between 7:00 a.m. and 11:00 p.m.

- This is standard procedure since 2005
- During the trial, early turns are also permitted on the north/ south runways

From March 3, 2008 to December 31, 2017

- 2,905 eligible jet aircraft (27%) made early turns on the North/ South runways
- 76 complaints are attributed to this trial between March 3, 2008 to December 31, 2017.

Propeller Turns Extended Hours

Propeller aircraft are permitted to turn to course shortly after takeoff from any runway between the hours of 7:00 a.m. and 11:00 p.m.

- This is standard procedure since the 1970s
- During the trial, prop turns are also permitted from 6:30 a.m. until 11:30 p.m.

From March 3, 2008 to December 31, 2017

- 4,165 props (90%) turned between 6:30 and 6:59 a.m.
- 10,890 props (83%) turned between 11:01 and 11:30 p.m.
- 619 complaints are attributed to this trial between March 3, 2008 to December 31, 2017.